Council Meeting

COUNCIL AGENDA

Notice is hereby given pursuant to the provisions of the Local Government Act, 1999, that the next Meeting of Unley City Council will be held in the Council Chambers, 181 Unley Road Unley on

MONDAY 14 NOVEMBER 2016

7.00PM

for the purpose of considering the items included on the Agenda.

Peter Tsokas
Chief Executive Officer

OUR VISION 2033

Our City is recognised for its vibrant community spirit, quality lifestyle choices, diversity, business strength and innovative leadership.

COUNCIL IS COMMITTED TO

- Ethical, open honest behaviours
- Efficient and effective practices
- Building partnerships
- Fostering an empowered, productive culture – “A Culture of Delivery”
- Encouraging innovation – “A Willingness to Experiment and Learn”

ACKNOWLEDGEMENT

We would like to acknowledge this land that we meet on today is the traditional lands for the Kaurna people and that we respect their spiritual relationship with their country.

We also acknowledge the Kaurna people as the custodians of the Adelaide region and that their cultural and heritage beliefs are still as important to the living Kaurna people today.

PRAYER AND SERVICE ACKNOWLEDGEMENT

Almighty God, we humbly beseech Thee to bestow Thy blessing upon this Council. Direct and prosper our deliberations for the advancement of Thy Kingdom and true welfare of the people of this city.

Members will stand in silence in memory of those who have made the Supreme Sacrifice in the service of their country, at sea, on land and in the air.

Lest We Forget.

WELCOME

ORDER OF BUSINESS

ITEM NO		PAGE NO
	APOLOGIES	
660	**CONFLICT OF INTEREST**	1
661	**MINUTES**	2
	Minutes of the Council meeting held on Monday 24 October 2016	
	Minutes issued separately	
	DEFERRED / ADJOURNED ITEMS	
	PETITION	

ITEM NO		PAGE NO
	PRESENTATION	
	DEPUTATIONS	
	REPORTS OF OFFICERS	
662	City Strategy and Development Policy Committee Establishment	3 – 11
663	Civic Complex Redevelopment – Governance and Community Engagement	12 – 22
664	2015-16 Financial Statements	23 – 28
665	Annual Report 2015-16	29 – 31
666	Variation to Festive Season Operating Hours 2016	32 – 34
	UNRESOLVED ITEMS	
667	Item 584 – Millswood Sporting Complex Detailed Design	35

SUGGESTED ITEMS FOR NEXT AGENDA

Library Service Review Update	Outcomes of community engagement and future plans for Goodwood Library and Toy Library
Community Bus Review	Changes to community bus operation
Conservation Grants	Consider and determine applications to the City of Unley Conservation Fund
Community Grants	Consider applications to Council's Community Grants Program
Centennial Park Cemetery Authority Progress Report	
Election for Metropolitan Representation to the Local Government Board	Council required to endorse nominees in order of preference

NEXT MEETING

28 November 2016 – 7.00 pm.

CONFLICT OF INTEREST

TITLE:	CONFLICT OF INTEREST
ITEM NUMBER:	660
DATE OF MEETING:	14 NOVEMBER 2016
ATTACHMENT:	1. CONFLICT OF INTEREST DISCLOSURE FORM

Members to advise if they have any material, actual or perceived conflict of interest in any Items in this Agenda.

CONFLICT OF INTEREST DISCLOSURE FORM

I, _____ have received a
[insert name]

copy of the agenda for the (Ordinary / Special) **Council / Committee / Board**
[delete that which is not applicable]

meeting to be held on _____
[insert date]

I consider that I have a ***material** conflict of interest pursuant to section 73 / ***actual** or ***perceived** conflict of interest pursuant to section 74 *[*delete that which is not applicable]* of the *Local Government Act 1999* ("the LG Act") in relation to the following agenda item:

_____
[insert details]

which is to be discussed by the ***Council / *Committee / *Board** at that meeting.
[delete that which is not applicable]

The nature of my **material** conflict of interest is as follows *[ensure sufficient detail is recorded, including the reasons why you (or a person prescribed in section 73(1) of the LG Act) stands to obtain a benefit or suffer a loss depending on the outcome of the consideration of the matter at the meeting of the Council in relation to the agenda item described above]*.

_____

_____

_____

_____

OR

The nature of my **actual** conflict of interest is as follows *[ensure sufficient detail is recorded, including the reasons why the conflict between your interests and the public interest might lead to a decision that is contrary to the public interest in relation to the agenda item described above].*

_____

_____

_____

_____

I intend to deal with my **actual** conflict of interest in the follow transparent and accountable way *[ensure sufficient detail is recorded as to the manner in which you intend to deal with the actual conflict of interest in a transparent and accountable way]*

OR

The nature of my **perceived** conflict of interest is as follows *[ensure sufficient detail is recorded, including the reasons why you consider that an impartial fair-minded person could reasonably consider that you have a perceived conflict of interest in the matter]*

I intend to deal with the **perceived** conflict of interest in the following transparent and accountable way *[ensure sufficient detail is recorded as to the manner in which you intend to deal with the perceived conflict of interest in a transparent and accountable way]*

Signature

Date

CONFIRMATION OF MINUTES

TITLE:	CONFIRMATION OF MINUTES FOR COUNCIL MEETING HELD ON 24 OCTOBER 2016
ITEM NUMBER:	661
DATE OF MEETING:	14 NOVEMBER 2016
ATTACHMENTS:	NIL

RECOMMENDATION

MOVED:
SECONDED:

That:

1. The minutes of the Council Meeting held on Monday 24 October 2016, as printed and circulated, be taken as read and signed as a correct record.

DECISION REPORT

REPORT TITLE:	CITY STRATEGY AND DEVELOPMENT POLICY COMMITTEE ESTABLISHMENT
ITEM NUMBER:	662
DATE OF MEETING:	14 NOVEMBER 2016
AUTHOR:	REBECCA WILSON
JOB TITLE:	GROUP MANAGER GOVERNANCE & RISK

1. EXECUTIVE SUMMARY

At its meeting of 22 August 2016, Council resolved (C554/16) to disband three Section 41 Committees and establish a City Strategy and Development Committee (the Committee) to undertake some of the functions of those Committees as well as the role of the Section 101A Committee under the Development Act 1993.

Since the resolution, further options have also been considered to the structure of the new Committee. These include that the new Committee only deal with matters required under the Development Act 1993 to satisfy the requirements of Section 101A and that all other matters be dealt with directly at Council.

Council has the option to include Independent Members on this Committee. Sample Terms of Reference (TOR) have been drafted for the new Committee, for all structures, including with Independents or with Councillors only, for Council's consideration and decision.

Council also needs to:

- appoint the Presiding Member of the Committee, and
- if Independent Members are included, set their allowance.

2. RECOMMENDATION

That:

1. The report be received.

2. The resolution in relation to Item C554/16 made at the Ordinary Council meeting on the 22 August 2016, be amended by deleting the following words:

3. "Council disband the Community & Culture, Infrastructure & Sustainability and Development Strategy & Policy Committees ***and replace these with a City Strategy and Development Committee*** effective from 30 September 2016.

4. The City Strategy and Development Committee will ***also*** meet as the Development Strategy and Policy Committee to satisfy the requirements of Section 101A of the Development Act, 1993."

5. In accordance with Section 41 of the Local Government Act 1999 and Section 101A of the Development Act 1993, the Council establish the City Strategy and Development Policy Committee.

6. The Terms of Reference at Attachment 1 to Item 662/16 be endorsed.

7. Membership of the Committee to include Councillors…..

8. Councillor ….. be appointed as Presiding Member of the Committee for a term commencing ….. and ending on …..

9. The Mayor is appointed *ex officio* to the Committee.

10. Committee Membership will include … Independent Members.

11. The term of appointment of Independent Members will commence on …. and finish on …… unless revoked earlier by Council.

12. The Chief Executive Officer commence the recruitment process for Independent Members and bring back a report to Council for its decision on appointment.

13. In accordance with Section 72(1) of the Local Government Act 1999, Independent Members be required to complete Primary and Ordinary Returns for the Register of Interests.

14. A sitting fee of $... is payable to an Independent Member per meeting attended.

---

1. RELEVANT CORE STRATEGIES/POLICIES

Goal 5.3; Good governance and legislative framework

2. DISCUSSION

At its meeting of 22 August 2016, Council considered a report into its Section 41 Committee structure. It had been identified that the current Section 41 Committees had achieved most of the key strategies developed with the focus now shifting to implementation arising from the strategies.

After discussion, Council passed resolution C554/16 that:

> "Council disband the Community & Culture, Infrastructure & Sustainability and Development Strategy & Policy Committees and replace these with a City Strategy and Development Committee effective from 30 September 2016.
>
> The City Strategy and Development Committee will also meet as the Development Strategy and Policy Committee to satisfy the requirements of Section 101A of the Development Act, 1993."

Terms of Reference (TOR) providing four structural models have been drafted for the new Committee for Council's consideration and decision.

The TOR shows the name of the Committee as the "City Strategy and Development Policy" Committee (CSDP). The word "policy" has been added to reflect the terminology in Section 101A of the Development Act. It should also reduce public confusion with the role of the Development Assessment Panel.

The previous Development Strategy & Policy Committee (DSP) consisted of up to 6 Elected Members and 4 independent members and worked well. In particular, Elected Members have commented on the valuable input provided by the expert independent Members Mr Grant Pember, Mr Lloyd Roberts, Mr Doug Wallace and Mr Stephen Yarwood. Nevertheless, following an Elected Members workshop, a number of models have been developed for Members consideration:

Model 1: Committee to satisfy the requirements of Section 101A of the Development Act 1993, plus Independent Members

Under this model a committee would be established to satisfy the requirements of Section 101A of the Development Act 1993, with all other matters previously dealt with by the Community & Culture Committee and the Infrastructure & Sustainability Committee to be dealt with directly by Council.

The committee would include Independent Members who would bring external expertise and sit as a full committee member with voting rights for a specified term. They would be paid a sitting fee for each meeting attended. In effect, it is a continuation of the previous Committee structure which worked well.

The TOR for this Model is shown at Attachment 1 to Item 662/16.

Attachment 1

Model 2: Committee to satisfy the requirements of Section 101A of the Development Act 1993 – Councillors only

Under this model a committee would be established to satisfy the requirements of Section 101A of the Development Act 1993, with all other matters previously dealt with by the Community & Culture Committee and the Infrastructure & Sustainability Committee to be dealt with directly by Council.

Membership would comprise only of a number of Councillors and the Mayor ex officio. Independent members have not been included in this option. Independent experts or consultants may be invited to advise the Committee on an as needed and fee for service basis. The TOR is shown at Attachment 2 to Item 662/16.

Attachment 2

Model 3: Committee of the whole

Under this model, the committee would comprise the whole Council, that is, membership would comprise only Councillors and the Mayor *ex officio*. Independent members have not been included. Independent experts or consultants may be invited to advise the Committee on an as needed and fee for service basis.

The objectives for this model would include those applicable to Section 101A of the Development Act 1993 plus strategic asset and infrastructure management plans and community/social development from the former Committees. The CSDP Committee will have a range of business which can be managed by advance planning of Agendas. For example, Section 101A business could be listed at a different meeting from items relating to strategic asset management planning.

The TOR is shown at Attachment 3 to Item 662/16.

Attachment 3

Model 4: Committee of the whole plus two Independent Members

Under this model, the committee would be the same as the previous model but would also include Independent Members who would bring external expertise and sit as a full committee member with voting rights for a specified term. They would be paid a sitting fee for each meeting attended. The Committee would then comprise 14 members (plus the Mayor *ex officio*).

If required, experts or consultants could still be called in specific cases.

Feedback from some Members indicate that this Committee model may be too large and therefore cumbersome.

The TOR for this model is shown at Attachment 4 to Item 662/16.

Attachment 4

Whichever structural model is chosen, Council will need to appoint the Presiding Member and decide the term of his/her appointment.

Once Council has endorsed the TOR, the Chief Executive Officer (CEO) will write to the Minister for Planning, the Hon John Rau, to advise him of the new Committee. The Minister may comment on the TOR and suggest amendments.

Should Council endorse either Model 1 or 2, the resolution passed at the 22 August meeting C554/16, will require an amendment to remove wording in paragraph 2 to reflect that this new committee will now not be replacing the Community & Culture and Infrastructure & Sustainability Committees.

If Council endorse to have Independent Members on the Committee, the CEO will immediately commence the recruitment process for Independent Members and bring back a report to the 28 November Council meeting for a decision on appointments. This will ensure Committee membership is in place for the scheduled 6 December 2016 to hear the Unley Central DPA submissions. Indications are that a number of the previous Independent Members would be keen to continue on the new committee.

Independent Members as members of the new Committee will be able to contribute to discussion and debate, remain for discussion of confidential items and vote. They are in accordance with S72(1) of the Local Government Act 1999 required to complete Primary and Ordinary Returns for the Register of Interest and S75(B) will also extend to Independent Members in relation to conflict of interest provisions.

3. ANALYSIS OF OPTIONS

Option 1 – Council adopt the Terms of Reference for the City Strategy and Development Policy Committee to satisfy the requirements of Section 101A of the Development Act 1993, including Independent Members

The TOR for the City Strategy and Development Policy (CSDP) Committee has been drafted in response to Council resolution C554/16 and need to be endorsed by Council.

This Committee would be established to satisfy the requirements of Section 101A of the Development Act 1993, with all other matters previously dealt with by the Community & Culture Committee and the Infrastructure & Sustainability Committee to be dealt with directly by Council.

The new Committee will meet for the first time in December 2016.

Council may wish to include Independent Members on the CSDP Committee. The TOR for that option are shown at Attachment 1. In essence, this option continues the previous arrangement which had up to 6 elected members and up to 4 independent members.

If this is the preferred option, the CEO will then commence the recruitment process for the Independent Members, with the aim of Council making their appointments at the 28 November 2016 Council Meeting. This timeframe works with the meeting scheduled for 6 December 2016 under Section 101A of the *Development Act 1993* for the Committee to hear personal presentations from members of the public who have made submissions on the Unley Central Precinct Development Plan Amendment.

Option 2 – Council adopt the Terms of Reference for the City Strategy and Development Policy Committee to satisfy the requirements of Section 101A of the Development Act 1993, comprising only Councillors

The TOR for this option is shown at Attachment 2, with membership of Councillors only and the Mayor *ex officio.* The membership number is to be determined however, the previous Committee had up to six elected members and up to 4 independent members, a total of up to 10 persons.

Council may establish a pool of independent experts to provide advice in person or by report to the Committee when needed, but who do not sit on the Committee. This provides flexibility to go to a wide range of experts.

Option 3 – Council adopt the Terms of Reference for the City Strategy and Development Policy Committee comprising only Councillors

The TOR for this option is shown at Attachment 3, with membership of all Councillors and the Mayor *ex officio,* that is, 12 (or 13) persons.

The functions for options 3 and 4 include those applicable to Section 101A of the Development Act 1993 **plus** strategic asset and infrastructure management plans and community/social development from the former Committees.

Council may establish a pool of independent experts to provide advice in person or by report to the Committee when needed, but who do not sit on the Committee. This provides flexibility to go to a wide range of experts.

Option 4 – Council adopt the Terms of Reference for the City Strategy and Development Policy Committee including Independent Members

Council may wish to include two Independent Members on the CSDP Committee. Membership would comprise 14 persons and the Mayor *ex officio*. The TOR for that option are shown at Attachment 4.

As previously stated, feedback from some members indicate that this many members on a Committee may be too large and therefore cumbersome.

If this is the preferred option, the CEO will commence the recruitment process for the Independent Members, with the aim of Council making their appointments at the 28 November 2016 Council Meeting.

4. RECOMMENDED OPTION

For decision of Council

5. POLICY IMPLICATIONS

5.1 Financial/budget

As the CSDP Committee may be considered a "prescribed committee" under Determination No.7 or 2014 of the Remuneration Tribunal, an allowance will be payable to its Presiding Member.

The Presiding Member allowance for a "prescribed committee" is, at time of writing, $20,345 per annum (which includes the $16,276 Councillor's allowance). The allowance reflects the recent Remuneration Tribunal determination effective 7 November 2016.

If Independent Members are included, then their sitting fee will be as decided by Council. The sitting fee for Independents on the Audit and Governance and Unley Business and Economic Development Committees is currently $300 per meeting attended. The previous sitting fees for independent members of the DSP Committee were $300 per meeting. Independent experts who may occasionally be called upon under any of these options, would bill Council at their normal professional rate.

5.2 Legislative/Risk Management

Section 41 of the *Local Government Act 1999* provides for Council to establish committees to "assist the council in the performance of its functions" and "provide advice to the council". These functions could include strategic planning and reviewing asset management and corporate plans, social development, recreation etc.

Section 101A of the *Development Act 1993* provides that "a council must establish a strategic planning and development policy committee". The committee's focus is the built environment, and the "orderly and efficient development" of the council area.

The TOR show that Council has delegated its powers to the Committee under Section 101A of the *Development Act 1993,* in relation to strategic planning and

development policy issues when the council is preparing a Strategic Directions Report or a Development Plan Amendment Proposal and other functions relating to development assessment or compliance including conducting public hearings in regard to Plan Amendment Reports and Section 30 reviews. All decisions of the Committee constitute recommendations to the Council. The Committee does not have financial or contract sign off delegations.

The TOR specifies that Part 2 of the *Local Government (Procedures at Meetings) Regulations 2013* apply to the CSDP Committee and this provides governance safeguards re conflict of interest, confidentiality etc.

5.3 Stakeholder Engagement

The roles and functions described in paragraph 5.2 above will sometimes require community engagement depending on the matter before the Committee.

The TOR specifically include authorisation at clause 5.2 for the CSDP Committee to conduct public hearings in regard to Plan Amendment Reports and Section 30 reviews under the *Development Act 1993*, and then report to Council.

6. REPORT CONSULTATION

Principal Policy Planner
Elected Members

7. ATTACHMENTS

1) Terms of Reference for the City Strategy and Development Policy Committee only dealing with matters as required to satisfy 101A of the Development Act 1993 and membership comprising Councillors, the Mayor *ex officio,* and Independent Members.

2) Terms of Reference for the City Strategy and Development Policy Committee only dealing with matters as required to satisfy 101A of the Development Act 1993 and membership comprising Councillors and the Mayor *ex officio*.

3) Terms of Reference for the City Strategy and Development Policy Committee comprising all Councillors and the Mayor *ex officio*.

4) Terms of Reference for the City Strategy and Development Policy Committee comprising all Councillors, the Mayor *ex officio,* and Independent Members.

8. REPORT AUTHORISERS

Name	Title
Peter Tsokas	Chief Executive Officer

CITY STRATEGY AND DEVELOPMENT POLICY COMMITTEE

TERMS OF REFERENCE

1. ESTABLISHMENT

1.1. The Council has established the City Strategy and Development Policy Committee (referred to in these Terms of Reference as "the Committee") pursuant to Section 41 of the *Local Government Act 1999* ("the Act") and Section 101A of the *Development Act 1993*.

1.2. This Terms of Reference was adopted by Council on 14 November 2016 (C…/2016).

1.3. The Committee may be wound up at any time by resolution of the Council.

1.4. The Committee is established as a “prescribed committee” defined in the Remuneration Tribunal Determination No. 7 of 2014, Allowances for Members of Local Government Councils, as published in the Government Gazette on 31 July 2014.

2. OBJECTIVES

2.1. The Committee is established to fulfil the following functions:

2.1.1 Provide advice to the Council in relation to proposals of, and the extent to which, the Council’s strategic planning and development policies accord with the State Planning Strategy 30 Year Plan for Greater Adelaide.

2.1.2 assist the Council in undertaking strategic reviews of the City of Unley Development Plan and monitoring progress at achieving;

- orderly and efficient development within the area of the Council; and
- high levels of integration of transport and land use planning; and
- relevant targets set out in the State Planning Strategy within the area of Council; and
- the implementation of affordable housing policies set out in the State Planning Strategy within the area of the Council; and
- other outcomes of a prescribed kind (if any).

2.1.3 Provide advice to the Council (or to act as its delegate under section 101A of the *Development Act 1993*) in relation to strategic planning and development policy issues when the Council is preparing –

(i) A Strategic Directions report; or

(ii) A Development Plan Amendment proposal; and

(iii) Other functions (other than functions relating to development assessment or compliance) assigned to the Committee by the Council.

2.1.4 Review and consider specific changes to the Development Plan as initiated by the State Government.

2.1.5 Review relevant State legislative, Strategy, and Policy changes affecting Local Government activity and responsibilities in relation to development, and recommending appropriate course(s) of action.

2.1.6 Receive reports, at least six monthly, from the City of Unley Development Assessment Panel (DAP) re trends, issues and other relevant matters.

2.1.7 Provide advice to Council regarding strategies and policies to deal with major changes in urban form, increased population or changing population age profiles in the council area related to the (State) 30 Year Plan for Greater Adelaide or other factors.

3. MEMBERSHIP

3.1. The Committee will comprise up to 10 members as follows:

(a) Up to 6 Elected Members nominated by the Council;

(b) Up to 4 Independent Members appointed by the Council;

(c) The Mayor *ex officio.*

3.2. Councillors are appointed for the term of Council.

3.3. Independent Members are appointed for a term of ……. commencing …… and ending …….

3.4. The Independent Members of the Committee should have expertise relevant to the subject matter of the Committee.

3.5. Criteria used to select independent representatives will have regard to gender balance,

3.6. The current members of the Committee are listed at Schedule 1 to these Terms of Reference.

3.7. Subject to clause 1.3 of these Terms of Reference, membership of the Committee is as listed on Schedule 1 *unless* a member resigns or is otherwise incapable of continuing as a member or is removed from office by the Council.

3.8. The Committee may, by a vote supported by at least half plus one of the members of the Committee, make a recommendation to the Council to remove a member of the Committee from office where a member has failed (without the leave of the Committee) to attend three consecutive meetings of the Committee.

3.9. Members of the Committee are eligible for re-appointment at the expiration of their term of office.

3.10. The Committee may be re-established by the Council after each Council periodic election.

3.11. Council will determine the sitting fees for Independent Members for meetings attended.

3.12. In accordance with Division 2 of Part 4 of Chapter 5 of the "Act", all Independent Members of this section 41 Committee will be required to complete and submit Primary and Ordinary Returns for the Register of Interests.

4. PRESIDING MEMBER

4.1. The Council will appoint the Presiding Member of the Committee.

4.2. The Council authorises the Committee to determine if there will be a Deputy Presiding Member of the Committee and, if so, authorises, the Committee to make the appointment to that position for a term determined by the Committee.

4.3. If the Presiding Member of the Committee is absent from a meeting the Deputy Presiding Member (if such position exists) will preside at that meeting. If there is no position of Deputy Presiding Member, or both the Presiding Member and the Deputy Presiding Member of the Committee are absent from a meeting of the Committee, then a member of the Committee chosen from those present will preside at the meeting until the Presiding Member (or Deputy Presiding Member, if relevant) is present.

4.4. The role of the Presiding Member includes:

4.4.1 overseeing and facilitating the conduct of meetings in accordance with the *Local Government Act 1999,* and *the Local Government (Procedures at Meetings) Regulations 2013*.

4.4.2 ensuring all Committee members have an opportunity to participate in discussions in an open and encouraging manner; and

4.4.3 where a matter has been debated significantly and no new information is being discussed to call the meeting to order and ask for the debate to be finalised and the motion to be put.

5. OPERATIONAL MATTERS

5.1. The Council has delegated its powers under Section 101A of the *Development Act 1993* to the Committee. Accordingly, all decisions of the Committee constitute recommendations to the Council.

5.2. The Council authorises the Committee to conduct public hearings in regard to Plan Amendment Reports and Section 30 reviews under the *Development Act 1993* and report to Council accordingly.

5.3. The Committee is not delegated any of the decision making powers, functions or duties of the Council. All decisions of the Committee will therefore constitute recommendations to the Council to consider and determine.

5.4. The Committee shall meet, at a minimum, twice a year and then on an as needed basis.

5.5. The Committee may establish working parties to expedite the current business of the Committee. These working parties may only be established for a specific matter and/or purpose with a defined and limited term.

5.6. If after considering advice from the CEO or delegate, the Presiding Member of the Committee is authorised to cancel the respective Committee meeting, if it is clear that there is no business to transact for that designated meeting. Members are to be advised at least 3 clear days before the scheduled meeting. Advice of the same will also be posted on Council's website.

5.7. For the purposes of section 41(8) of the Act, the Council's reporting and other accountability requirements are satisfied by the delivery of a copy of the minutes of each meeting of the Committee to each Elected Member of the Council and the inclusion of those minutes in the agenda papers for the next ordinary meeting of the Council.

6. NOTICE OF MEETINGS

6.1. Notice of the meetings of the Committee will be given in accordance with sections 87 and 88 of the Act. Accordingly, notice will be given:-

6.1.1 to members of the Committee by email or as otherwise agreed by Committee members at least 3 clear days before the date of the meeting; and

6.1.2 to the public as soon as practicable after the time that notice of the meeting is given to members by causing a copy of the notice and agenda to be displayed at the Council's offices and on the Council's website.

6.2. The agenda and reports for all meetings of the Committee must be delivered to members of the Committee at least 3 clear days before the meeting.

7. PUBLIC ACCESS TO MEETINGS

7.1. The Committee shall meet at the Offices of the Council located at 181 Unley Road, Unley SA 5061.

7.2. Members of the public are able to attend all meetings of the Committee, unless prohibited by resolution of the Committee under the confidentiality provisions of Section 90 of the Act.

8. MEETING PROCEDURE

8.1. The Council has resolved to apply Part 2 of the *Local Government (Procedures at Meetings) Regulations 2013* to this Committee.

8.2. Insofar as the Act, the Regulations, the Code of Practice - Meeting Procedures or these Terms of Reference do not prescribe the procedure to be observed in relation to the conduct of a meeting of the Committee, the Committee may determine its own procedure.

8.3. Subject to clause 8.4 of these Terms of Reference, all decisions of the Committee shall be made on the basis of a majority of the members present.

8.4. A quorum is ascertained by dividing the total number of Committee members by two, ignoring any fraction resulting from the division, and adding one.

8.5. If the Mayor attends a meeting of the Committee as *ex-officio*, the Mayor's attendance will be included in the calculation of quorum.

8.6. All members of the Committee must (subject to a provision of the Act or Regulations to the contrary) vote on any matter arising for decision at a meeting of the Committee.

8.7. Every member of the Committee has a deliberative vote only. In the event of a tied vote the person presiding at the meeting does not have a second or casting vote.

8.8. The format of the agenda for all meetings of the Committee is as set out at Schedule 2 to these Terms of Reference.

8.9. Any decision of the Committee which does not arise from a recommendation of a Council officer must be supported in the minutes of the meeting by clear reasons for the decision.

8.10. The Council will provide a support officer for the purposes of co-ordination and preparation of agendas and reports for and minutes of Committee meetings and as a point of contact for all Committee members.

Responsible Officer: Chief Executive Officer

Attendance by: Chief Executive Officer and Executive (as required)

DRAFT

SCHEDULE 1

MEMBERSHIP

1. Presiding Member: Cr …….

2. Members of the Committee:

   Cr.
   Cr.
   Cr.
   Cr.
   Cr.

   Independent Members:

   The Mayor *ex officio*

3. Term:

   Councillors; for the term of Council (unless such appointment is revoked by the Council).

   Independents; commencing ……. until ……..

4. Sitting fees for Independent Members per meeting attended:

DRAFT

SCHEDULE 2

NAME OF COMMITTEE

A G E N D A

Meeting to be held
(Date and Time)
Civic Centre
181 Unley Road, Unley SA 5061

MEMBERS:

Presiding Member
Committee Members

REPORT TO COUNCIL:

ACKNOWLEDGEMENT: (Optional)

We acknowledge that the land we meet on today is the traditional land of the Aboriginal people and that we respect their spiritual relationship with their country.

We also acknowledge that the Aboriginal people are the custodians of the Adelaide region and that their cultural and heritage beliefs are still important to the living Aboriginal people today.

APOLOGIES:

CONFIRMATION OF COMMITTEE MINUTES:

CONFLICT OF INTEREST:

DEPUTATIONS:

REPORTS OF OFFICERS:

ITEM NO.	**PAGE NO:**
1.	

NEXT MEETING:

DRAFT

CITY STRATEGY AND DEVELOPMENT POLICY COMMITTEE

TERMS OF REFERENCE

1. ESTABLISHMENT

1.1. The Council has established the City Strategy and Development Policy Committee (referred to in these Terms of Reference as "the Committee") pursuant to Section 41 of the *Local Government Act 1999* ("the Act") and Section 101A of the *Development Act 1993*.

1.2. This Terms of Reference was adopted by Council on 14 November 2016 (C…/2016).

1.3. The Committee may be wound up at any time by resolution of the Council.

1.4. The Committee is established as a “prescribed committee” defined in the Remuneration Tribunal Determination No. 7 of 2014, Allowances for Members of Local Government Councils, as published in the Government Gazette on 31 July 2014.

2. OBJECTIVES

2.1. The Committee is established to fulfil the following functions:

2.1.1 Provide advice to the Council in relation to proposals of, and the extent to which, the Council’s strategic planning and development policies accord with the State Planning Strategy 30 Year Plan for Greater Adelaide.

2.1.2 assist the Council in undertaking strategic reviews of the City of Unley Development Plan and monitoring progress at achieving;

- orderly and efficient development within the area of the Council; and
- high levels of integration of transport and land use planning; and
- relevant targets set out in the State Planning Strategy within the area of Council; and
- the implementation of affordable housing policies set out in the State Planning Strategy within the area of the Council; and
- other outcomes of a prescribed kind (if any).

2.1.3 Provide advice to the Council (or to act as its delegate under section 101A of the *Development Act 1993*) in relation to strategic planning and development policy issues when the Council is preparing –

(i) A Strategic Directions report; or

(ii) A Development Plan Amendment proposal; and

(iii) Other functions (other than functions relating to development assessment or compliance) assigned to the Committee by the Council.

2.1.4 Review and consider specific changes to the Development Plan as initiated by the State Government.

2.1.5 Review relevant State legislative, Strategy, and Policy changes affecting Local Government activity and responsibilities in relation to development, and recommending appropriate course(s) of action.

2.1.6 Receive reports, at least six monthly, from the City of Unley Development Assessment Panel (DAP) re trends, issues and other relevant matters.

2.1.7 Provide advice to Council regarding strategies and policies to deal with major changes in urban form, increased population or changing population age profiles in the council area related to the (State) 30 Year Plan for Greater Adelaide or other factors.

3. MEMBERSHIP

3.1. The Committee will comprise up to 6 members as follows:

(a) Up to 6 Elected Members nominated by the Council;

(b) The Mayor *ex officio.*

3.2. Councillors are appointed for the term of Council.

3.3. The current members of the Committee are listed at Schedule 1 to these Terms of Reference.

3.4. Subject to clause 1.3 of these Terms of Reference, membership of the Committee is as listed on Schedule 1 *unless* a member resigns or is otherwise incapable of continuing as a member or is removed from office by the Council.

3.5. The Committee may, by a vote supported by at least half plus one of the members of the Committee, make a recommendation to the Council to remove a member of the Committee from office where a member has failed (without the leave of the Committee) to attend three consecutive meetings of the Committee.

3.6. Members of the Committee are eligible for re-appointment at the expiration of their term of office.

3.7. The Committee may be re-established by the Council after each Council periodic election.

DRAFT

4. PRESIDING MEMBER

4.1. The Council will appoint the Presiding Member of the Committee.

4.2. The Council authorises the Committee to determine if there will be a Deputy Presiding Member of the Committee and, if so, authorises, the Committee to make the appointment to that position for a term determined by the Committee.

4.3. If the Presiding Member of the Committee is absent from a meeting the Deputy Presiding Member (if such position exists) will preside at that meeting. If there is no position of Deputy Presiding Member, or both the Presiding Member and the Deputy Presiding Member of the Committee are absent from a meeting of the Committee, then a member of the Committee chosen from those present will preside at the meeting until the Presiding Member (or Deputy Presiding Member, if relevant) is present.

4.4. The role of the Presiding Member includes:

4.4.1 overseeing and facilitating the conduct of meetings in accordance with the *Local Government Act 1999,* and *the Local Government (Procedures at Meetings) Regulations 2013*.

4.4.2 ensuring all Committee members have an opportunity to participate in discussions in an open and encouraging manner; and

4.4.3 where a matter has been debated significantly and no new information is being discussed to call the meeting to order and ask for the debate to be finalised and the motion to be put.

5. OPERATIONAL MATTERS

5.1. The Council has delegated its powers under Section 101A of the *Development Act 1993* to the Committee. Accordingly, all decisions of the Committee constitute recommendations to the Council.

5.2. The Council authorises the Committee to conduct public hearings in regard to Plan Amendment Reports and Section 30 reviews under the *Development Act 1993* and report to Council accordingly.

5.3. The Committee is not delegated any of the decision making powers, functions or duties of the Council. All decisions of the Committee will therefore constitute recommendations to the Council to consider and determine.

5.4. The Committee shall meet, at a minimum, twice a year and then on an as needed basis.

5.5. The Committee may establish working parties to expedite the current business of the Committee. These working parties may only be established for a specific matter and/or purpose with a defined and limited term.

5.6. If after considering advice from the CEO or delegate, the Presiding Member of the Committee is authorised to cancel the respective Committee meeting, if it is clear that there is no business to transact for that designated meeting.

DRAFT

Members are to be advised at least 3 clear days before the scheduled meeting. Advice of the same will also be posted on Council's website.

5.7. For the purposes of section 41(8) of the Act, the Council's reporting and other accountability requirements are satisfied by the delivery of a copy of the minutes of each meeting of the Committee to each Elected Member of the Council and the inclusion of those minutes in the agenda papers for the next ordinary meeting of the Council.

6. NOTICE OF MEETINGS

6.1. Notice of the meetings of the Committee will be given in accordance with sections 87 and 88 of the Act. Accordingly, notice will be given:-

6.1.1 to members of the Committee by email or as otherwise agreed by Committee members at least 3 clear days before the date of the meeting; and

6.1.2 to the public as soon as practicable after the time that notice of the meeting is given to members by causing a copy of the notice and agenda to be displayed at the Council's offices and on the Council's website.

6.2. The agenda and reports for all meetings of the Committee must be delivered to members of the Committee at least 3 clear days before the meeting.

7. PUBLIC ACCESS TO MEETINGS

7.1. The Committee shall meet at the Offices of the Council located at 181 Unley Road, Unley SA 5061.

7.2. Members of the public are able to attend all meetings of the Committee, unless prohibited by resolution of the Committee under the confidentiality provisions of Section 90 of the Act.

8. MEETING PROCEDURE

8.1. The Council has resolved to apply Part 2 of the *Local Government (Procedures at Meetings) Regulations 2013* to this Committee.

8.2. Insofar as the Act, the Regulations, the Code of Practice - Meeting Procedures or these Terms of Reference do not prescribe the procedure to be observed in relation to the conduct of a meeting of the Committee, the Committee may determine its own procedure.

8.3. Subject to clause 8.4 of these Terms of Reference, all decisions of the Committee shall be made on the basis of a majority of the members present.

8.4. A quorum is ascertained by dividing the total number of Committee members by two, ignoring any fraction resulting from the division, and adding one.

8.5. If the Mayor attends a meeting of the Committee as *ex-officio*, the Mayor's attendance will be included in the calculation of quorum.

8.6. All members of the Committee must (subject to a provision of the Act or Regulations to the contrary) vote on any matter arising for decision at a meeting of the Committee.

8.7. Every member of the Committee has a deliberative vote only. In the event of a tied vote the person presiding at the meeting does not have a second or casting vote.

8.8. The format of the agenda for all meetings of the Committee is as set out at Schedule 2 to these Terms of Reference.

8.9. Any decision of the Committee which does not arise from a recommendation of a Council officer must be supported in the minutes of the meeting by clear reasons for the decision.

8.10. The Council will provide a support officer for the purposes of co-ordination and preparation of agendas and reports for and minutes of Committee meetings and as a point of contact for all Committee members.

Responsible Officer: Chief Executive Officer

Attendance by: Chief Executive Officer and Executive (as required)

DRAFT

Attachment 2.

SCHEDULE 1

MEMBERSHIP

1. Presiding Member: Cr …….

2. Members of the Committee:

   Cr.
   Cr.
   Cr.
   Cr.
   Cr.

   The Mayor *ex officio*

3. Term:

   Councillors; for the term of Council (unless such appointment is revoked by the Council).

DRAFT

SCHEDULE 2

NAME OF COMMITTEE

A G E N D A

Meeting to be held
(Date and Time)
Civic Centre
181 Unley Road, Unley SA 5061

MEMBERS:

Presiding Member
Committee Members

REPORT TO COUNCIL:

ACKNOWLEDGEMENT: (Optional)

We acknowledge that the land we meet on today is the traditional land of the Aboriginal people and that we respect their spiritual relationship with their country.

We also acknowledge that the Aboriginal people are the custodians of the Adelaide region and that their cultural and heritage beliefs are still important to the living Aboriginal people today.

APOLOGIES:

CONFIRMATION OF COMMITTEE MINUTES:

CONFLICT OF INTEREST:

DEPUTATIONS:

REPORTS OF OFFICERS:

ITEM NO.	**PAGE NO:**
1.	

NEXT MEETING:

DRAFT

CITY STRATEGY AND DEVELOPMENT POLICY COMMITTEE

TERMS OF REFERENCE

1. ESTABLISHMENT

1.1. The Council has established the City Strategy and Development Policy Committee (referred to in these Terms of Reference as "the Committee") pursuant to Section 41 of the *Local Government Act 1999* ("the Act") and Section 101A of the *Development Act 1993*.

1.2. This Terms of Reference was adopted by Council on 14 November 2016 (C…/2016).

1.3. The Committee may be wound up at any time by resolution of the Council.

1.4. The Committee is established as a “prescribed committee” defined in the Remuneration Tribunal Determination No. 7 of 2014, Allowances for Members of Local Government Councils, as published in the Government Gazette on 31 July 2014.

2. OBJECTIVES

2.1. The Committee is established to fulfil the following functions:

2.1.1 Provide advice to the Council in relation to proposals of, and the extent to which, the Council’s strategic planning and development policies accord with the State Planning Strategy 30 Year Plan for Greater Adelaide.

2.1.2 assist the Council in undertaking strategic reviews of the City of Unley Development Plan and monitoring progress at achieving;

- orderly and efficient development within the area of the Council; and
- high levels of integration of transport and land use planning; and
- relevant targets set out in the State Planning Strategy within the area of Council; and
- the implementation of affordable housing policies set out in the State Planning Strategy within the area of the Council; and
- other outcomes of a prescribed kind (if any).

2.1.3 Provide advice to the Council (or to act as its delegate under section 101A of the *Development Act 1993*) in relation to strategic planning and development policy issues when the Council is preparing –

(i) A Strategic Directions report; or

(ii) A Development Plan Amendment proposal; and

(iii) Other functions (other than functions relating to development assessment or compliance) assigned to the Committee by the Council.

2.1.4 Review and consider specific changes to the Development Plan as initiated by the State Government.

2.1.5 Review relevant State legislative, Strategy, and Policy changes affecting Local Government activity and responsibilities in relation to development, and recommending appropriate course(s) of action.

2.1.6 Receive reports, at least six monthly, from the City of Unley Development Assessment Panel (DAP) re trends, issues and other relevant matters.

2.1.7 Provide advice to Council regarding strategies and policies to deal with major changes in urban form, increased population or changing population age profiles in the council area related to the (State) 30 Year Plan for Greater Adelaide or other factors.

2.1.8 Provide input into the implementation of major projects within the City.

2.1.9 Consider and make recommendations to Council on current programs and service levels.

2.1.10 Consider and make recommendations to Council on;

- Asset Management Plans; and
- future strategies for;
  - social and community development, and
  - infrastructure and environmental enhancement, and
  - recreational and leisure activities.

3. MEMBERSHIP

3.1. All Councillors are Members of the Committee.

3.2. The Mayor is *ex officio* on the Committee.

3.3. Members of the Committee are appointed for the term of Council.

4. PRESIDING MEMBER

4.1. The Council will appoint the Presiding Member of the Committee.

4.2. The Council authorises the Committee to determine if there will be a Deputy Presiding Member of the Committee and, if so, authorises, the Committee to

DRAFT

make the appointment to that position for a term determined by the Committee.

4.3. If the Presiding Member of the Committee is absent from a meeting the Deputy Presiding Member (if such position exists) will preside at that meeting. If there is no position of Deputy Presiding Member, or both the Presiding Member and the Deputy Presiding Member of the Committee are absent from a meeting of the Committee, then a member of the Committee chosen from those present will preside at the meeting until the Presiding Member (or Deputy Presiding Member, if relevant) is present.

4.4. The role of the Presiding Member includes:

4.4.1 overseeing and facilitating the conduct of meetings in accordance with the *Local Government Act 1999,* and *the Local Government (Procedures at Meetings) Regulations 2013*.

4.4.2 ensuring all Committee members have an opportunity to participate in discussions in an open and encouraging manner; and

4.4.3 where a matter has been debated significantly and no new information is being discussed to call the meeting to order and ask for the debate to be finalised and the motion to be put.

5. OPERATIONAL MATTERS

5.1. The Council has delegated its powers under Section 101A of the *Development Act 1993* to the Committee. Accordingly, all decisions of the Committee constitute recommendations to the Council.

5.2. The Council authorises the Committee to conduct public hearings in regard to Plan Amendment Reports and Section 30 reviews under the *Development Act 1993* and report to Council accordingly.

5.3. The Committee is not delegated any of the decision making powers, functions or duties of the Council. All decisions of the Committee will therefore constitute recommendations to the Council to consider and determine.

5.4. The Committee shall meet, at a minimum, twice a year and then on an as needed basis.

5.5. The Committee may establish working parties to expedite the current business of the Committee. These working parties may only be established for a specific matter and/or purpose with a defined and limited term.

5.6. If after considering advice from the CEO or delegate, the Presiding Member of the Committee is authorised to cancel the respective Committee meeting, if it is clear that there is no business to transact for that designated meeting. Members are to be advised at least 3 clear days before the scheduled meeting. Advice of the same will also be posted on Council's website.

5.7. For the purposes of section 41(8) of the Act, the Council's reporting and other accountability requirements are satisfied by the delivery of a copy of the minutes of each meeting of the Committee to each Elected Member of the Council and the inclusion of those minutes in the agenda papers for the next ordinary meeting of the Council.

DRAFT

6. NOTICE OF MEETINGS

6.1. Notice of the meetings of the Committee will be given in accordance with sections 87 and 88 of the Act. Accordingly, notice will be given:-

6.1.1 to members of the Committee by email or as otherwise agreed by Committee members at least 3 clear days before the date of the meeting; and

6.1.2 to the public as soon as practicable after the time that notice of the meeting is given to members by causing a copy of the notice and agenda to be displayed at the Council's offices and on the Council's website.

6.2. The agenda and reports for all meetings of the Committee must be delivered to members of the Committee at least 3 clear days before the meeting.

7. PUBLIC ACCESS TO MEETINGS

7.1. The Committee shall meet at the Offices of the Council located at 181 Unley Road, Unley SA 5061.

7.2. Members of the public are able to attend all meetings of the Committee, unless prohibited by resolution of the Committee under the confidentiality provisions of Section 90 of the Act.

8. MEETING PROCEDURE

8.1. The Council has resolved to apply Part 2 of the *Local Government (Procedures at Meetings) Regulations 2013* to this Committee.

8.2. Insofar as the Act, the Regulations, the Code of Practice - Meeting Procedures or these Terms of Reference do not prescribe the procedure to be observed in relation to the conduct of a meeting of the Committee, the Committee may determine its own procedure.

8.3. Subject to clause 8.4 of these Terms of Reference, all decisions of the Committee shall be made on the basis of a majority of the members present.

8.4. A quorum is ascertained by dividing the total number of Committee members by two, ignoring any fraction resulting from the division, and adding one.

8.5. If the Mayor attends a meeting of the Committee as *ex-officio*, the Mayor's attendance will be included in the calculation of quorum.

8.6. All members of the Committee must (subject to a provision of the Act or Regulations to the contrary) vote on any matter arising for decision at a meeting of the Committee.

8.7. Every member of the Committee has a deliberative vote only. In the event of a tied vote the person presiding at the meeting does not have a second or casting vote.

DRAFT

8.8. The format of the agenda for all meetings of the Committee is as set out at Schedule 2 to these Terms of Reference.

8.9. Any decision of the Committee which does not arise from a recommendation of a Council officer must be supported in the minutes of the meeting by clear reasons for the decision.

8.10. The Council will provide a support officer for the purposes of co-ordination and preparation of agendas and reports for and minutes of Committee meetings and as a point of contact for all Committee members.

Responsible Officer: Chief Executive Officer

Attendance by: Chief Executive Officer and Executive (as required)

DRAFT

SCHEDULE 1

MEMBERSHIP

1. Presiding Member: Cr …….

2. Members of the Committee:

   Cr. Jennie Boisvert
   Cr. Michael Hewitson
   Cr. Mike Hudson
   Cr. Peter Hughes
   Cr. John Koumi
   Cr. Anthony Lapidge
   Cr. Don Palmer
   Cr. Michael Rabbitt
   Cr. Rufus Salaman
   Cr. Rob Sangster
   Cr. Bob Schnell
   Cr. Luke Smolucha

   The Mayor *ex officio*

3. Term: for the term of Council (unless such appointment is revoked by the Council).

DRAFT

SCHEDULE 2

NAME OF COMMITTEE

A G E N D A

Meeting to be held
(Date and Time)
Civic Centre
181 Unley Road, Unley SA 5061

MEMBERS:

Presiding Member
Committee Members

REPORT TO COUNCIL:

ACKNOWLEDGEMENT: (Optional)

We acknowledge that the land we meet on today is the traditional land of the Aboriginal people and that we respect their spiritual relationship with their country.

We also acknowledge that the Aboriginal people are the custodians of the Adelaide region and that their cultural and heritage beliefs are still important to the living Aboriginal people today.

APOLOGIES:

CONFIRMATION OF COMMITTEE MINUTES:

CONFLICT OF INTEREST:

DEPUTATIONS:

REPORTS OF OFFICERS:

ITEM NO.	**PAGE NO:**
1.	

NEXT MEETING:

DRAFT

CITY STRATEGY AND DEVELOPMENT POLICY COMMITTEE

TERMS OF REFERENCE

1. ESTABLISHMENT

1.1. The Council has established the City Strategy and Development Policy Committee (referred to in these Terms of Reference as "the Committee") pursuant to Section 41 of the *Local Government Act 1999* ("the Act") and Section 101A of the *Development Act 1993*.

1.2. This Terms of Reference was adopted by Council on 14 November 2016 (C…/2016).

1.3. The Committee may be wound up at any time by resolution of the Council.

1.4. The Committee is established as a “prescribed committee” defined in the Remuneration Tribunal Determination No. 7 of 2014, Allowances for Members of Local Government Councils, as published in the Government Gazette on 31 July 2014.

2. OBJECTIVES

2.1. The Committee is established to fulfil the following functions:

2.1.1 Provide advice to the Council in relation to proposals of, and the extent to which, the Council’s strategic planning and development policies accord with the State Planning Strategy 30 Year Plan for Greater Adelaide.

2.1.2 assist the Council in undertaking strategic reviews of the City of Unley Development Plan and monitoring progress at achieving;

- orderly and efficient development within the area of the Council; and
- high levels of integration of transport and land use planning; and
- relevant targets set out in the State Planning Strategy within the area of Council; and
- the implementation of affordable housing policies set out in the State Planning Strategy within the area of the Council; and
- other outcomes of a prescribed kind (if any).

2.1.3 Provide advice to the Council (or to act as its delegate under section 101A of the *Development Act 1993*) in relation to strategic planning and development policy issues when the Council is preparing –

(i) A Strategic Directions report; or

(ii) A Development Plan Amendment proposal; and

(iii) Other functions (other than functions relating to development assessment or compliance) assigned to the Committee by the Council.

2.1.4 Review and consider specific changes to the Development Plan as initiated by the State Government.

2.1.5 Review relevant State legislative, Strategy, and Policy changes affecting Local Government activity and responsibilities in relation to development, and recommending appropriate course(s) of action.

2.1.6 Receive reports, at least six monthly, from the City of Unley Development Assessment Panel (DAP) re trends, issues and other relevant matters.

2.1.7 Provide advice to Council regarding strategies and policies to deal with major changes in urban form, increased population or changing population age profiles in the council area related to the (State) 30 Year Plan for Greater Adelaide or other factors.

2.1.8 Provide input into the implementation of major projects within the City.

2.1.9 Consider and make recommendations to Council on current programs and service levels.

2.1.10 Consider and make recommendations to Council on;

- Asset Management Plans; and
- future strategies for;
  - social and community development, and
  - infrastructure and environmental enhancement, and
  - recreational and leisure activities.

3. MEMBERSHIP

3.1. The Committee will comprise up to 14 members as follows:

(a) All Councillors;

(b) Two Independent Members appointed by the Council;

(c) The Mayor *ex officio.*

3.2. Councillors are appointed for the term of Council.

3.3. Independent Members are appointed for a term of …… commencing …… and ending ……

3.4. The Independent Members of the Committee should have expertise relevant to the subject matter of the Committee.

3.5. Criteria used to select independent representatives will have regard to gender balance,

3.6. The current members of the Committee are listed at Schedule 1 to these Terms of Reference.

3.7. Subject to clause 1.3 of these Terms of Reference, membership of the Committee is as listed on Schedule 1 *unless* a member resigns or is otherwise incapable of continuing as a member or is removed from office by the Council.

3.8. The Committee may, by a vote supported by at least half plus one of the members of the Committee, make a recommendation to the Council to remove a member of the Committee from office where a member has failed (without the leave of the Committee) to attend three consecutive meetings of the Committee.

3.9. Members of the Committee are eligible for re-appointment at the expiration of their term of office.

3.10. The Committee may be re-established by the Council after each Council periodic election.

3.11. Council will determine the sitting fees for Independent Members for meetings attended.

3.12. In accordance with Division 2 of Part 4 of Chapter 5 of the "Act", all Independent Members of this section 41 Committee will be required to complete and submit Primary and Ordinary Returns for the Register of Interests.

4. PRESIDING MEMBER

4.1. The Council will appoint the Presiding Member of the Committee.

4.2. The Council authorises the Committee to determine if there will be a Deputy Presiding Member of the Committee and, if so, authorises, the Committee to make the appointment to that position for a term determined by the Committee.

4.3. If the Presiding Member of the Committee is absent from a meeting the Deputy Presiding Member (if such position exists) will preside at that meeting. If there is no position of Deputy Presiding Member, or both the Presiding Member and the Deputy Presiding Member of the Committee are absent from a meeting of the Committee, then a member of the Committee chosen from those present will preside at the meeting until the Presiding Member (or Deputy Presiding Member, if relevant) is present.

4.4. The role of the Presiding Member includes:

4.4.1 overseeing and facilitating the conduct of meetings in accordance with the *Local Government Act 1999,* and *the Local Government (Procedures at Meetings) Regulations 2013*.

4.4.2 ensuring all Committee members have an opportunity to participate in discussions in an open and encouraging manner; and

4.4.3 where a matter has been debated significantly and no new information is being discussed to call the meeting to order and ask for the debate to be finalised and the motion to be put.

5. OPERATIONAL MATTERS

5.1. The Council has delegated its powers under Section 101A of the *Development Act 1993* to the Committee. Accordingly, all decisions of the Committee constitute recommendations to the Council.

5.2. The Council authorises the Committee to conduct public hearings in regard to Plan Amendment Reports and Section 30 reviews under the *Development Act 1993* and report to Council accordingly.

5.3. The Committee is not delegated any of the decision making powers, functions or duties of the Council. All decisions of the Committee will therefore constitute recommendations to the Council to consider and determine.

5.4. The Committee shall meet, at a minimum, twice a year and then on an as needed basis.

5.5. The Committee may establish working parties to expedite the current business of the Committee. These working parties may only be established for a specific matter and/or purpose with a defined and limited term.

5.6. If after considering advice from the CEO or delegate, the Presiding Member of the Committee is authorised to cancel the respective Committee meeting, if it is clear that there is no business to transact for that designated meeting. Members are to be advised at least 3 clear days before the scheduled meeting. Advice of the same will also be posted on Council's website.

5.7. For the purposes of section 41(8) of the Act, the Council's reporting and other accountability requirements are satisfied by the delivery of a copy of the minutes of each meeting of the Committee to each Elected Member of the Council and the inclusion of those minutes in the agenda papers for the next ordinary meeting of the Council.

6. NOTICE OF MEETINGS

6.1. Notice of the meetings of the Committee will be given in accordance with sections 87 and 88 of the Act. Accordingly, notice will be given:-

6.1.1 to members of the Committee by email or as otherwise agreed by Committee members at least 3 clear days before the date of the meeting; and

6.1.2 to the public as soon as practicable after the time that notice of the meeting is given to members by causing a copy of the notice and agenda to be displayed at the Council's offices and on the Council's website.

6.2. The agenda and reports for all meetings of the Committee must be delivered to members of the Committee at least 3 clear days before the meeting.

7. PUBLIC ACCESS TO MEETINGS

7.1. The Committee shall meet at the Offices of the Council located at 181 Unley Road, Unley SA 5061.

7.2. Members of the public are able to attend all meetings of the Committee, unless prohibited by resolution of the Committee under the confidentiality provisions of Section 90 of the Act.

8. MEETING PROCEDURE

8.1. The Council has resolved to apply Part 2 of the *Local Government (Procedures at Meetings) Regulations 2013* to this Committee.

8.2. Insofar as the Act, the Regulations, the Code of Practice - Meeting Procedures or these Terms of Reference do not prescribe the procedure to be observed in relation to the conduct of a meeting of the Committee, the Committee may determine its own procedure.

8.3. Subject to clause 8.4 of these Terms of Reference, all decisions of the Committee shall be made on the basis of a majority of the members present.

8.4. A quorum is ascertained by dividing the total number of Committee members by two, ignoring any fraction resulting from the division, and adding one.

8.5. If the Mayor attends a meeting of the Committee as *ex-officio*, the Mayor's attendance will be included in the calculation of quorum.

8.6. All members of the Committee must (subject to a provision of the Act or Regulations to the contrary) vote on any matter arising for decision at a meeting of the Committee.

8.7. Every member of the Committee has a deliberative vote only. In the event of a tied vote the person presiding at the meeting does <u>not</u> have a second or casting vote.

8.8. The format of the agenda for all meetings of the Committee is as set out at Schedule 2 to these Terms of Reference.

8.9. Any decision of the Committee which does not arise from a recommendation of a Council officer must be supported in the minutes of the meeting by clear reasons for the decision.

8.10. The Council will provide a support officer for the purposes of co-ordination and preparation of agendas and reports for and minutes of Committee meetings and as a point of contact for all Committee members.

Responsible Officer: Chief Executive Officer

Attendance by: Chief Executive Officer and Executive (as required)

DRAFT

SCHEDULE 1

MEMBERSHIP

1. Presiding Member: Cr …….

2. Members of the Committee:

   Cr. Jennie Boisvert
   Cr. Michael Hewitson
   Cr. Mike Hudson
   Cr. Peter Hughes
   Cr. John Koumi
   Cr. Anthony Lapidge
   Cr. Don Palmer
   Cr. Michael Rabbitt
   Cr. Rufus Salaman
   Cr. Rob Sangster
   Cr. Bob Schnell
   Cr. Luke Smolucha

   Independent Members:

   The Mayor *ex officio*

3. Term:

   Councillors; for the term of Council (unless such appointment is revoked by the Council).

   Independents; commencing ……. until ……..

4. Sitting fees for Independent Members per meeting attended:

DRAFT

SCHEDULE 2

NAME OF COMMITTEE

A G E N D A

Meeting to be held
(Date and Time)
Civic Centre
181 Unley Road, Unley SA 5061

MEMBERS:

Presiding Member
Committee Members

REPORT TO COUNCIL:

ACKNOWLEDGEMENT: (Optional)

We acknowledge that the land we meet on today is the traditional land of the Aboriginal people and that we respect their spiritual relationship with their country.

We also acknowledge that the Aboriginal people are the custodians of the Adelaide region and that their cultural and heritage beliefs are still important to the living Aboriginal people today.

APOLOGIES:

CONFIRMATION OF COMMITTEE MINUTES:

CONFLICT OF INTEREST:

DEPUTATIONS:

REPORTS OF OFFICERS:

ITEM NO.	**PAGE NO:**
1.	

NEXT MEETING:

DRAFT

DECISION REPORT

REPORT TITLE:	CIVIC COMPLEX REDEVELOPMENT – GOVERNANCE AND COMMUNITY ENGAGEMENT
ITEM NUMBER:	663
DATE OF MEETING:	14 NOVEMBER 2016
AUTHOR:	DAVID LITCHFIELD
JOB TITLE:	DIRECTOR STRATEGIC PROJECTS

1. EXECUTIVE SUMMARY

The Council, at its meeting on 22 August 2016 considered the possible redevelopment of the Civic complex and resolved to progress investigations into the redevelopment. One of the recommendations was:

> *A further report be presented to Council before the information campaign commences, outlining the proposed essence of the campaign and recommending a possible Section 41 Committee (or other alternative) governing structure and Terms of Reference for that Committee.*

This report addresses some of the governance structure and related issues, and the management of the community information and engagement campaign.

One of those governance issues relates to the prudential management requirements for major projects. Section 48 of the Local Government Act requires Councils to have a report prepared for their consideration regarding the prudential management requirements for major projects.

Whilst it is still a very early stage in the investigations into a possible Civic complex redevelopment, at this time it is not envisaged that Council will be making a significant financial contribution to the project, so the provisions of Section 48 of the Local Government Act do not necessarily apply in the strictest sense. However, Council can require that a Section 48 prudential report be prepared in circumstances where they consider it to be necessary or appropriate, and it is recommended in this report that a prudential report be prepared for this project, when sufficient information is available for that report to be meaningful.

Major projects of this nature involving public authorities would normally have a Project Advisory Group (PAG) established. Whilst a finalised design will require Council agreement and the agreement of the relevant Board of the Development partner, there will be numerous matters requiring input from other than simply the project director during the investigations. The report examines possible governance structures for this PAG. However at this time establishment of a Section 41 Committee is not proposed.

Community engagement will be a major component of moving this project through the feasibility investigation phase. An appropriately qualified public and community engagement specialist will be part of the project team, most likely as an in-house resource, to provide input into the design and delivery of the engagement strategy.

A crucial component of that strategy will be to clarify the exact nature of the engagement – what we are informing the community of, and what are the components of the project where the community can have input.

When Council negotiated with the Government about the extent of Main Road Corridors and Mixed Use and Residential Vitalisation (Greenhill and Unley Roads) Development Plan Amendment (DPA) a number of years ago, it did so on the basis that Council would like to further consider the District Centre Zone on Unley Road before the planning policies for that zone were aligned with the Planning Strategy. Consultation for the District Centre Zone DPA (the Unley Central DPA) is currently underway.

Whilst Council has no option but to align its Development Plan with State planning strategy, it also needs to be made clear to the public that the Elected Body is supportive of more intensive residential development in the heart of Unley. The position of Council is that this Civic complex redevelopment is not only a significant project in its own right, but will hopefully act as a catalyst for other private sector land owners to undertake redevelopment of their properties.

2. RECOMMENDATION

That:

1. The report be received.

2. The general strategy for the redevelopment of the Civic complex outlined in this report be endorsed by Council, and that:

    - The relevant Unley Central DPA documentation be presented to Council for final approval in February or March 2017, or as soon as possible after that date.
    - Administration commence the preparation of an appropriate community information and engagement program for the Civic redevelopment project, to commence as soon as possible after Council has endorsed the Unley Central DPA.
    - The two stage Expressions of Interest (EOI) process be endorsed, and Administration commence preparation of a public EOI process to identify an appropriate development partner.

- Councillor …… and Councillor ……. be endorsed as Civic complex redevelopment Elected Member representatives to assist Administration with the community information and engagement process outlined above
- A Project Advisory Group comprising 4 Elected Members including the two representatives above and the Mayor as ex-officio, be formed prior to the commencement of the negotiation with the preferred developer to provide assistance and advice to Administration in the undertaking of this project
- A Prudential Report be submitted to Council at the time that Council is to consider recommendations regarding the Stage 2 submissions.

---

1. RELEVANT CORE STRATEGIES/POLICIES

1.1 City of Unley Community Plan 2033
1.2 City of Unley Development Plan
1.3 Unley Central Precinct Plan
1.4 City of Unley Community Engagement and Public Consultation Policy
1.5 City of Unley Prudential Management Policy

2. DISCUSSION

2.1 The Council, at its meeting on 22 August 2016 considered the possible redevelopment of the Civic complex and resolved to progress investigations into the redevelopment. One of the recommendations was:

A further report be presented to Council before the information campaign commences, outlining the proposed essence of the campaign and recommending a possible Section 41 Committee (or other alternative) governing structure and Terms of Reference for that Committee.

2.2 This report addresses some of the governance structure and related issues, and the management of the community information and engagement campaign.

2.3 Methodology- Two Stage Tender Process

It is proposed to undertake a two stage tender process to shortlist possible development partners.

As part of this second stage, short listed parties will be required to make a significant financial commitment in preparing their more detailed proposals. The shortlisting process is considered to be the fairest way to tendering parties of minimising the amount of money that is spent on these proposals. Whilst the financial model for this redevelopment is not the overarching driver of the project for Council, it will be made clear to prospective tenderers that Council's ambition is to secure the new Council facilities without further financial contribution from Council over and above the provision of the land.

2.4 Community Engagement

Council provided guidance at the August meeting regarding the type of facilities it wishes to explore as part of the Civic complex redevelopment. These included a new Council civic complex (i.e. Council chamber and associated facilities), Administration complex, Community Centre and Museum as well as residential and small scale commercial development on Oxford Terrace. Administration will commence the preparation of an engagement program with the community on the basis of what the new development would and could deliver. Once this program is prepared, it will be brought back to Council for sign-off. Consultation for the Unley Central DPA is underway at present and it would not be appropriate to overlap the two processes. It is expected that the final 'SCPA' (Summary of Consultation and Proposed Amendments) report from the DPA process will be presented to Council for endorsement at the Council meeting in either February or March 2017.

2.5 Once Council has made its decision on the draft DPA and forwarded it to the Department of Planning, Transport and Infrastructure seeking the Minister's endorsement and gazettal, it would be appropriate to commence the Civic complex community engagement. From an Administration perspective, it would be useful to have one or more Elected Member representatives that are able to attend the various consultation sessions conducted during the process of the project.

2.6 It will be important during the engagement to clarify where there is the opportunity for the Community to influence the nature of the development. Council has already made a decision to investigate the redevelopment of the Civic complex, so that will need to be made clear at the commencement of the engagement process.

2.7 Expressions of Interest

Following the completion of the engagement process, a further Council report will be prepared outlining any significant or unexpected findings, and outlining the detail of the proposed first stage EOI process. This is the commencement of the 'project proper'. An open and transparent call will be placed in the media inviting interested parties to submit proposals to Council for the redevelopment of the Civic complex.

2.8 The assessment of expressions of interest will be the first opportunity that Elected Members will have for genuine involvement in determining the preferred developer (if that is where they seek to be involved). No decision on the composition of the assessing panel is required at this time, but there are three possible options that are suggested for consideration for this assessment:

- An in-house group of relevant Administration staff undertake the task,

- a combined staff and external adviser group (recommended option), or
- a combined staff, Elected Member and possibly external adviser group

2.9 Following this analysis, three parties would be recommended to Council to be invited to submit more detailed proposals for the re-development of the site. These proposals would need to include:

- Concept designs including perspectives and preferably 3D digital models
- Financial modelling and projections

2.10 Council would be given the opportunity to review the recommendation from the assessing group, and make the decision as to which parties would be invited to submit final proposals. When received, the final submissions would be assessed and a preferred developer nominated to Council. Council would then determine the preferred developer (if any), a Development Deed would be negotiated, and in due course the civic complex would be redeveloped.

2.11 <u>Selection of Preferred Developer and Consideration of Prudential Report</u>

It would not be until the final submissions were received by Council, that clarity would be provided about the financial arrangements for the project, and they could still be the subject of further negotiation. Council would need to make it clear in the EOI documentation what its financial aspirations were for the project, and make it clear that this will be a crucial go/no go point in the process. Council may also wish to resolve that a Prudential Report be presented to Council as part of the consideration of the recommendation regarding the Stage 2 submissions.

2.12 It may be appropriate for Council to consider the establishment of a Project Advisory Group that includes Elected Member representation. This could occur either before the Community Engagement commenced or at the time of nominating a preferred developer. It is acknowledged that negotiating with a committee or group can be much more complex than negotiating with an individual. However, a flexible and responsive PAG may well circumvent some delays in the process by being able to provide guidance to Administration on particularly controversial matters that are being negotiated in the Development Deed, and then subsequently on variations to the agreed Deed or, at a later stage in the project, variations to the development. Even with a PAG, two nominated Council Elected Member representatives for the project will be useful in responding to media and public queries.

2.13 In summary, if the recommendations in this report are adopted by Council, the process will be as follows:

1. Completion of the Council component of the Unley Central DPA work and submission to the Minister seeking endorsement and gazettal.
2. Undertake Community Information and Engagement regarding the proposed Civic redevelopment project.
3. Possible Establishment of PAG at this time
4. First stage of the EOI process.
5. Assessment of submissions and determination of a shortlist of proponents (by Administration and external advisers).
6. Stage two submissions by shortlisted proponents.
7. Assessment of submissions and nomination of preferred development partner.
8. Alternative time to establish PAG
9. Negotiate Development Deed
10. Detailed plan preparation, Development Approval
11. Marketing of Apartments
12. Construction
13. Completion

2.14 Timing

A truncated Gantt chart is attached at Attachment 1 to Item 663/16. A reasonably optimistic but realistic scenario projects a time frame until the second half of 2023 for the Civic redevelopment project to be completed.

Attachment 1

2.15 There may be variations on the above sequence, such as a proposal that sees staging of the development. The actual financial model to be adopted by Council may not be finally determined until after the Stage 2 submissions have been assessed. Again, it would be possible for Council to be specific about the model in the EOI documentation, but it is suggested that developers be allowed to submit their own proposals. Significant concurrent activity will be required to achieve the timing outcome outlined earlier. The risk with concurrent activity is that there may be unanticipated matters that arise which mean the concurrent work undertaken to expedite future stages becomes irrelevant or requires major change. There is clearly a cost impact on Council if that occurs, but without this concurrent activity, the 2023 timeline may not be achieved.

3. ANALYSIS OF OPTIONS

Option 1 – The general strategy for the redevelopment of the Civic complex outlined in this report be endorsed by Council, and that:

- The relevant Unley Central DPA documentation be presented to Council for final approval in February or March 2017, or as soon as possible after that date.
- Administration commence the preparation of an appropriate community information and engagement program for the Civic redevelopment project, to commence as soon as possible after Council has endorsed the Unley Central DPA.
- The two stage Expressions of Interest (EOI) process be endorsed, and Administration commence preparation of a public EOI process to identify an appropriate development partner.
- Councillor …… and Councillor ……. be endorsed as Civic complex redevelopment Elected Member representatives to assist Administration with the community information and engagement process outlined above
- A Project Advisory Group comprising 4 Elected Members including the two representatives above and the Mayor as ex-officio, be formed prior to the commencement of the negotiation with the preferred developer to provide assistance and advice to Administration in the undertaking of this project
- A Prudential Report be submitted to Council at the time that Council is to consider recommendations regarding the Stage 2 submissions

This option will ensure that council meets its statutory obligations from a Community Engagement and Public Consultation perspective, and also from a prudential perspective. The public EOI process ensures transparency in regard to sale of Council assets. This option also ensures the appropriate balance of information and genuine two way consultation on the relevant aspects regarding the project.

Having all three shortlisted parties nominated for Stage 2 submissions be required to submit outline design frameworks means Council will be able to choose the best design framework on merit.

The community engagement, EOI process and Development Deed negotiation in total will add almost two years to the project, compared to the same scenario for a private sector landowner seeking to develop their land in a manner consistent with the Development Plan. Whilst there may be opportunities to marginally truncate the process as activities evolve, this two years is simply the result of having to comply with appropriate governance practices which do not necessarily apply to private landowners.

Option 2 – Resolve not to proceed with the Civic complex redevelopment.

The motion adopted at the August 22 meeting to investigate the redevelopment of the Civic complex would need to be rescinded.

There will be further opportunities for Council to make a decision not to proceed with the redevelopment in the next six to nine months, and it will not be until after the completion of the community engagement and commencement of the first stage of the EOI process that Council fully commits itself.

However, Council may suffer significant reputational damage if it decides to scrap a project on which it has consulted, unless the feedback from that consultation is such that it does cause Council to reconsider.

4. RECOMMENDED OPTION

Option 1 is the recommended option.

5. POLICY IMPLICATIONS

5.1 Financial/budget

- Funds are available in the current budget to complete the Unley Central DPA and to manage the Community Engagement and Public Consultation components of the project.
- Commencement of the preparation for the EOI process will also need to occur this financial year. It may be necessary to seek further funds for this EOI work, but that will not be known until later in the year.
- A proposal would be brought to Council at the third quarter budget review.
- There will need to be allocations in future budgets to progress the project. Allowances have been made in the Long Term Financial Plan for future years but these may need to be reviewed as the project gains momentum.

5.2 Legislative/Risk Management

- Appropriately experienced probity officers will need to be appointed at the relevant stages during the project. If a panel of advisers is appointed then a probity adviser may be appropriate to join that panel, and a probity auditor should be appointed before the Stage 1 EOI is finalised.
- A legal adviser will also be appointed to the project.
- A full risk analysis will be undertaken once the parameters of the project are more clearly defined.
- Any change of mind by Elected Members after the commencement of the EOI process may expose the Council to potential liability issues, as this is

the point when the private sector will commence significant expenditure in preparing and lodging submissions. There can be the normal caveats about no express or implied obligations, and submissions are entirely at the risk of the proponents, but a change of heart may still open that potential liability window.

5.3 Staffing/Work Plans

- As part of the organisational review that has taken place recently, a position has been created for a Community Engagement officer. There will be significant involvement of this officer in the development of the engagement and consultation strategy.
- As a priority project for the Council, cross organisation support will be available when required.

5.4 Environmental/Social/Economic

- The redevelopment will change the amenity of the Village Green area, but not necessarily in a way that is seen to be detrimental. The Village Green may actually be expanded as a result of the redevelopment, and the area is likely to be further activated from the amount of use it receives.
- One of the goals of the redevelopment project is to offer greater housing diversity and choice into the Council area.
- Increasing the number of residents in the District Centre Zone is likely to have a beneficial impact on surrounding businesses.

5.5 Stakeholder Engagement

- Council is currently undertaking Community Engagement for the Unley Central DPA. Engagement for the Civic complex project should only be undertaken once the policy parameters for the project have been finalised.
- The engagement will need to comprise different components, so residents are aware of when their feedback can influence components of the project.

6. REPORT CONSULTATION

Internal consultation with Finance and Governance.

7. ATTACHMENTS

1. Truncated Gantt Chart showing time to completion of redevelopment.

8. REPORT AUTHORISERS

Name	Title
Peter Tsokas	Chief Executive Officer

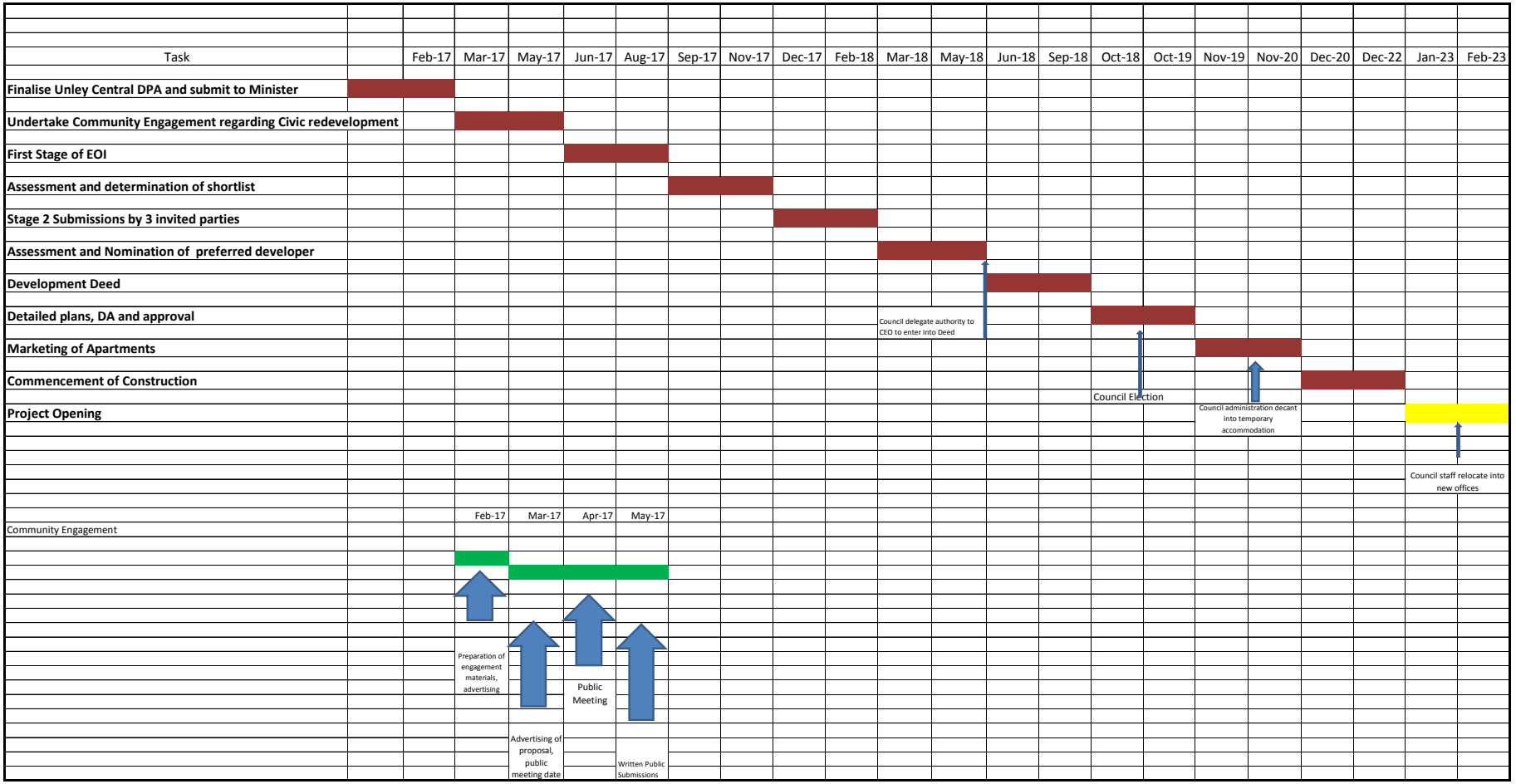
Task
Feb-17
Mar-17
May-17
Jun-17
Aug-17
Sep-17
Nov-17
Dec-17
Feb-18
Mar-18
May-18
Jun-18
Sep-18
Oct-18
Oct-19
Nov-19
Nov-20
Dec-20
Dec-22
Jan-23
Feb-23
Finalise Unley Central DPA and submit to Minister
Undertake Community Engagement regarding Civic redevelopment
First Stage of EOI
Assessment and determination of shortlist
Stage 2 Submissions by 3 invited parties
Assessment and Nomination of preferred developer
Development Deed
Detailed plans, DA and approval
Council delegate authority to CEO to enter into Deed
Marketing of Apartments
Commencement of Construction
Council Election
Project Opening
Council administration decant into temporary accommodation
Council staff relocate into new offices
Feb-17
Mar-17
Apr-17
May-17
Community Engagement
Preparation of engagement materials, advertising
Public Meeting
Advertising of proposal, public meeting date
Written Public Submissions

DECISION REPORT

REPORT TITLE:	2015-16 FINANCIAL STATEMENTS
ITEM NUMBER:	664
DATE OF MEETING:	14 NOVEMBER 2016
AUTHOR:	MIKE CAREY
JOB TITLE:	MANAGER FINANCE

EXECUTIVE SUMMARY

The City of Unley's financial statements were presented to the Audit and Governance Committee at its meeting on 19 October 2016. They have been prepared in accordance with the model statements prescribed in the *Local Government (Financial Management) Regulations 2011*.

The Audit and Governance Committee resolved that the financial statements present fairly the state of affairs of Council and that they be signed and presented for noting by Council.

The financial statements have subsequently been certified by the Mayor and Chief Executive Officer and the Audit Reports have been signed by external auditor, Mr Geoff Edwards of BDO. In addition, Council's Certificate of Auditor Independence has been certified by the Chief Executive Officer and Mr John Rawson, the Presiding Member of the Audit and Governance Committee.

This report also includes the Audited 2015-16 Financial Results compared to Budget Report which is required by legislation to be considered by Council by no later than 31 December of the relevant year.

RECOMMENDATION

That:

1. The report be received.
2. Council notes the City of Unley audited financial statements for 2015-16, duly signed by the relevant parties together with the Independent Audit Reports, contained in Attachment 1 to Item 664/16.
3. Council considers and endorses the Audited 2015-16 Financial Results compared to Budget Report contained in Attachment 2 to Item 664/16.
4. Council notes the Centennial Park audited financial statements for 2015-16, contained in Attachment 3 to Item 664/16.

1. RELEVANT CORE STRATEGIES/POLICIES

- *Local Government Act 1999 Sections 124-130*
- *Local Government (Financial Management) Regulations 2011 Regulations 10-16 and 19-22*
- Organisational Strategy/Goal
  - 5.3 - Good Governance and Legislative Framework
  - 5.5 - Financially sustainable approach to business and planning activity.

2. DISCUSSION

The City of Unley's financial statements for 2015-16 are attached for Elected Members' information.

Attachment 1

The following summary is made in relation to the General Purpose Financial Statements:

2.1 Statement of Comprehensive Income

The Statement of Comprehensive Income shows an overall operating surplus of $2.7m for 2015-16 compared with $3.3m in the previous year.

Statement of Comprehensive Income	2015-16	2014-15	Movement
	$000s	$000s	$000s
Council	2 661	3 122	(461)
Centennial Park Net gain	65	202	(137)
Operating Surplus	**2 726**	**3 324**	**(598)**
Net Surplus	**4 391**	**4 962**	**(571)**
Other Comprehensive Income	842	16 862	(16 020)
Total Comprehensive Income	5 233	21 824	(16 591)

As shown above, Council's operating result has decreased from the previous year by $0.6m. The reduction in Council's operating result is primarily due to the change in timing of the payment of Financial Assistance Grants by the Federal Government in the previous year. (2 quarters of the 2015-16 grant for $611k being received on 30 June 2015)

Council's operating revenue increased by $0.6m (1.3%) and expenditure increased by $1.2m (2.9%). Other than the change in timing of the Financial Assistance Grant, other key movements from 2014-15 include:

- General rates increase of $1.6m, reflecting the general rates increase of 3.5% and rates growth of 1.2%
- Employee costs increased by $0.8m affected by the Enterprise Bargaining Agreement, an increase in maternity leave payments and a number of vacancies in the previous year.
- An increase in depreciation of $0.4m spread across a number of asset categories including Traffic and Lighting (revalued 30 June 2015), Open Space and Reserve Equipment and Equipment, Furniture and Fittings additions during the year.

2.2 Statement of Financial Position

The Statement of Financial Position shows the total assets and total liabilities held by Council. As at 30 June 2016, the overall net assets (total assets less total liabilities) held by Council was $558m compared with $553m for the previous year, representing an increase in equity of $5m. The $5m increase in equity is reflected in the net surplus of $4m and an increase in asset valuation of $0.8m. The Asset Revaluation Reserve increase relates to the revaluation of Recycled Water Assets.

Overall, borrowings decreased by $3.8m which was significantly lower than budgeted due to the favourable operating result. Borrowings are $7.6m at the end of June 2016.

Statement of Financial Position	2015-16	2014-15	Movement
	$'000	$'000	$'000
Assets	575 970	572 268	3 702
Liabilities	17 471	19 002	1 531
Net Assets	558 499	553 266	5 233

2.3 Cash Flow Statement

Council generated nearly $10.0m from its Operating Activities during the financial year compared to $9.2m during 2014-15. Details of how this reconciles with the net surplus and changes in net assets are shown in Note 11 of the Financial Statements.

During the year, Council spent nearly $9.2m on the construction and purchase of assets compared to $10.8m in 2014-15.

As a result, the Cash Flow Statement shows an increase in cash held of $1.9m, reflecting the net cash flows generated from operating activities over and above net capital expenditure.

2.4 Financial Key Performance Indicators

The key financial indicators are summarised and discussed below and are also included as 'Note 15 Financial Indicators' within the Financial Statements.

Financial Indicators	2015-16	2014-15
	$'000	$'000
Operating Surplus	$2,726	3,324
Adjusted Operating Surplus Ratio*	7%	6%
Net Financial Liabilities Ratio	29%	35%
Asset Sustainability Ratio	81%	97%

*The Adjusted Operating Surplus Ratio removes the distortion of Federal Government advance payments in 2014-15.

These Financial Indicators have been calculated in accordance with Information Paper 9 – Local Government Financial Indicators prepared as part of the LGA Financial Sustainability Program for the Local Government Association of South Australia. The Financial Indicators were revised in May 2015 and the financial indicators for previous years have been re-calculated in accordance with the revised formulas.

Overall, given the 2015-16 result, Council is well positioned and continues to be financially sustainable. Council will continue to review and monitor future financial results and its financial position in conjunction with its Long Term Financial Plan (LTFP).

2.5 Audited 2015-16 Financial Results Compared to Budget Report

Council is required, pursuant to *Regulation 10 of the Local Government (Financial Management) Regulations 2011* to consider a report showing the audited financial results of the Council for the Statement of Comprehensive Income, Statement of Financial Position and Financial Indicators compared with the estimated financial results set out in the budget presented in a manner consistent with the Model Financial Statements.

The Statement of Comprehensive Income, Statement of Financial Position and Financial Indicators and associated commentary for 2015-16, are shown as Attachment 2 to Item 664/16.

Attachment 2

2.6 Centennial Park Financial Statements

A copy of Centennial Park Cemetery Authority's (CPCA) financial statements for 2015-16 is attached for information (Attachment 3 to Item 664/16). The financial statements show a Net Surplus of $129k compared to $405k for the previous year.

The surplus has resulted in an increase in net assets as at 30 June 2016 to $22.1m compared to $22.0m at 30 June 2015.

Attachment 3

3. ANALYSIS OF OPTIONS

Option 1 –

- Council notes the City of Unley audited financial statements for 2015-16, duly signed by the relevant parties together with the Independent Audit Reports, contained in Attachment 1 to Item 664/16.
- Council considers and endorses the Audited 2015-16 Financial Results compared to Budget Report contained in Attachment 2 to Item 664/16, and
- Council notes the Centennial Park audited financial statements for 2015-16, contained in Attachment 3 to Item 664/16.

Council is required, pursuant to *Regulation 10 of the Local Government (Financial Management) Regulations 2011* to consider a report showing the audited financial results of the Council f*or t*he previous financial year compared with the estimated financial results set out in the 2015-16 budget presented in a manner consistent with the Model Financial Statements by 31 December 2016.

In accordance with legislation a copy of the financial statements will be sent by Council to the Minister for Local Government and the SA Local Government Grants Commission by 30 November 2016.

Option 2

- Council notes the City of Unley audited financial statements for 2015-16, duly signed by the relevant parties together with the Independent Audit Reports, contained in Attachment 1 to Item 664/16.
- Council considers the Audited 2015-16 Financial Results compared to Budget Report contained in Attachment 2 to Item 288/15 and may request additional explanatory information via a further council report; and
- Council notes the Centennial Park audited financial statements for 2015-16, contained in Attachment 3 to Item 664/16.

If Council chooses this option, Council needs to ensure that it still meets its legislative requirements under Regulation 10 for reporting on the audited financial results (due by 31 December 2016).

4. RECOMMENDED OPTION

Option 1 is the recommended option.

5. POLICY IMPLICATIONS

Council must, on or before 30 November, submit a signed copy of the audited financial statements of Council to the Minister for Local Government and the Presiding Member of the South Australian Local Government Grants Commission.

Council must also consider a report showing the audited financial results of the Council compared with the estimated financial results set out in the budget, by no later than 31 December of each year.

6. ATTACHMENTS

1. 2015-16 General Purpose Financial Statements.
2. Audited 2015-16 Financial Results Compared to Budget Report.
3. Centennial Park General Purpose Financial Statements 2015-16.

7. REPORT AUTHORISERS

Name	Title
Nicola Tinning	General Manager Business Support & Improvement
Peter Tsokas	Chief Executive Officer

The City of Unley

GENERAL PURPOSE FINANCIAL STATEMENTS
for the year ended 30 June 2016

Our City is recognised for its vibrant community spirit, quality lifestyle choices, diversity, business strength and innovative leadership.

The City of Unley

General Purpose Financial Statements
for the year ended 30 June 2016

Contents

	Page
1. Council Certificate	2
2. Primary Financial Statements:	
- Statement of Comprehensive Income	3
- Statement of Financial Position	4
- Statement of Changes in Equity	5
- Statement of Cash Flows	6
3. Notes to the Financial Statements	7
4. Independent Auditor's Report - Financial Statements	42
5. Independent Auditor's Report - Internal Controls	44
6. Certificates of Audit Independence	
- Council Certificate of Audit Independence	46
- Audit Certificate of Audit Independence	47

The City of Unley

General Purpose Financial Statements
for the year ended 30 June 2016

Certification of Financial Statements

We have been authorised by the Council to certify the financial statements in their final form.

In our opinion:

- the accompanying financial statements comply with the *Local Government Act 1999*, *Local Government (Financial Management) Regulations 2011* and Australian Accounting Standards,
- the financial statements present a true and fair view of the Council's financial position at 30 June 2016 and the results of its operations and cash flows for the financial year,
- internal controls implemented by the Council provide a reasonable assurance that the Council's financial records are complete, accurate and reliable and were effective throughout the financial year,
- the financial statements accurately reflect the Council's accounting and other records.

Peter Tsokas
CHIEF EXECUTIVE OFFICER

Lachlan Clyne
MAYOR

Date: 21 October 2016

The City of Unley

Statement of Comprehensive Income
for the year ended 30 June 2016

$ '000	Notes	2016	2015
Income			
Rates Revenues	2a	37,510	35,902
Statutory Charges	2b	1,297	1,395
User Charges	2c	1,645	1,537
Grants, Subsidies and Contributions	2g	3,053	3,933
Investment Income	2d	10	16
Reimbursements	2e	448	294
Other Income	2f	840	1,014
Net Gain - Equity Accounted Council Businesses	19	65	202
Total Income		**44,868**	**44,293**
Expenses			
Employee Costs	3a	16,663	15,840
Materials, Contracts & Other Expenses	3b	18,149	18,150
Depreciation, Amortisation & Impairment	3c	6,897	6,448
Finance Costs	3d	433	531
Total Expenses		**42,142**	**40,969**
Operating Surplus / (Deficit)		**2,726**	**3,324**
Asset Disposal & Fair Value Adjustments	4	(51)	161
Amounts Received Specifically for New or Upgraded Assets	2g	1,716	1,477
Net Surplus / (Deficit) [1]		**4,391**	**4,962**
Other Comprehensive Income			
Amounts which will not be reclassified subsequently to operating result			
Changes in Revaluation Surplus - I,PP&E	9a	847	24,692
Share of Other Comprehensive Income - Equity Accounted Council Businesses	19	(5)	(7,830)
Total Other Comprehensive Income		**842**	**16,862**
Total Comprehensive Income		**5,233**	**21,824**

[1] Transferred to Equity Statement

The City of Unley

Statement of Financial Position
as at 30 June 2016

$ '000	Notes	2016	2015
ASSETS			
Current Assets			
Cash and Cash Equivalents	5a	217	1,091
Trade & Other Receivables	5b	4,172	2,241
Other Financial Assets	5c	11	18
Total Current Assets		**4,400**	**3,350**
Non-Current Assets			
Financial Assets	6a	30	41
Equity Accounted Investments in Council Businesses	6b	11,037	10,977
Infrastructure, Property, Plant & Equipment	7a	560,503	557,900
Total Non-Current Assets		**571,570**	**568,918**
TOTAL ASSETS		575,970	572,268
LIABILITIES			
Current Liabilities			
Trade & Other Payables	8a	7,012	5,042
Borrowings	8b	3,185	5,932
Provisions	8c	2,012	1,806
Total Current Liabilities		**12,209**	**12,780**
Non-Current Liabilities			
Borrowings	8b	4,448	5,466
Provisions	8c	606	575
Other Non-Current Liabilities	8d	208	181
Total Non-Current Liabilities		**5,262**	**6,222**
TOTAL LIABILITIES		17,471	19,002
Net Assets		558,499	553,266
EQUITY			
Accumulated Surplus		131,042	126,656
Asset Revaluation Reserves	9a	427,457	426,610
Total Council Equity		558,499	553,266

The above statement should be read in conjunction with the accompanying Notes and Significant Accounting Policies.

The City of Unley

Statement of Changes in Equity
for the year ended 30 June 2016

$ '000	Notes	Accumulated Surplus	Asset Revaluation Reserve	Other Reserves	Total Equity
2016					
Balance at the end of previous reporting period		126,656	426,610	-	**553,266**
a. Net Surplus / (Deficit) for Year		4,391	-	-	**4,391**
b. Other Comprehensive Income					
- Gain (Loss) on Revaluation of I,PP&E	7a	-	847	-	**847**
- Share of OCI - Equity Accounted Council Businesses	19	(5)	-	-	**(5)**
Other Comprehensive Income		(5)	847	-	**842**
Total Comprehensive Income		**4,386**	**847**	**-**	**5,233**
Balance at the end of period		**131,042**	**427,457**	**-**	**558,499**
2015					
Balance at the end of previous reporting period		121,694	409,748	-	**531,442**
a. Net Surplus / (Deficit) for Year		4,962	-	-	**4,962**
b. Other Comprehensive Income					
- Gain (Loss) on Revaluation of I,PP&E	7a	-	24,692	-	**24,692**
- Share of OCI - Equity Accounted Council Businesses	19	-	(7,830)	-	**(7,830)**
Other Comprehensive Income		-	16,862	-	**16,862**
Total Comprehensive Income		**4,962**	**16,862**	**-**	**21,824**
Balance at the end of period		**126,656**	**426,610**	**-**	**553,266**

The City of Unley

Statement of Cash Flows
for the year ended 30 June 2016

$ '000	Notes	2016	2015
Cash Flows from Operating Activities			
Receipts			
Operating Receipts		44,199	43,572
Investment Receipts		11	6
Payments			
Operating Payments to Suppliers and Employees		(33,788)	(33,836)
Finance Payments		(461)	(531)
Net Cash provided by (or used in) Operating Activities	11b	**9,961**	**9,211**
Cash Flows from Investing Activities			
Receipts			
Amounts Received Specifically for New/Upgraded Assets		1,716	1,477
Sale of Replaced Assets		367	386
Repayments of Loans by Community Groups		17	29
Payments			
Expenditure on Renewal/Replacement of Assets		(6,815)	(7,518)
Expenditure on New/Upgraded Assets		(2,356)	(3,313)
Net Cash provided by (or used in) Investing Activities		**(7,071)**	**(8,939)**
Cash Flows from Financing Activities			
Receipts			
Proceeds from Borrowings		-	2,425
Payments			
Repayments of Borrowings		(961)	(1,229)
Net Cash provided by (or used in) Financing Activities		**(961)**	**1,196**
Net Increase (Decrease) in Cash Held		**1,929**	**1,468**
plus: **Cash & Cash Equivalents at beginning of period**	11	(3,880)	(5,348)
Cash & Cash Equivalents at end of period	11	(1,951)	(3,880)
Additional Information:			
plus: **Investments on hand - end of year**	5a	11	18
Total Cash, Cash Equivalents & Investments		(1,940)	(3,862)

The above statement should be read in conjunction with the accompanying Notes and Significant Accounting Policies.

Contents of the Notes accompanying the Financial Statements

Note	Details	Page
1	Significant Accounting Policies	8
2	Income	13
3	Expenses	16
4	Asset Disposal & Fair Value Adjustments	17
	Current Assets	
5a	Cash & Cash Equivalents	18
5b	Trade & Other Receivables	18
5c	Other Financial Assets (Investments)	18
	Non-Current Assets	
6a	Financial Assets	19
6b	Equity Accounted Investments in Council's Businesses	19
	Fixed Assets	
7a	Infrastructure, Property, Plant & Equipment	20
7b	Valuation of Infrastructure, Property, Plant & Equipment	21
	Liabilities	
8a	Trade & Other Payables	24
8b	Borrowings	24
8c	Provisions	25
8d	Other Liabilities	25
	Reserves	
9a	Asset Revaluation Reserve	25
10	Assets Subject to Restrictions	25
11	Reconciliation to Statement of Cashflows	26
12a	Functions	27
12b	Components of Functions	28
13	Financial Instruments	29
14	Commitments for Expenditure	33
15	Financial Indicators	35
16	Uniform Presentation of Finances	36
17	Operating Leases	36
18	Superannuation	37
19	Interests in Other Entities	38
20	Non Current Assets Held for Sale & Discontinued Operations	41
21	Contingencies & Assets/Liabilities Not Recognised in the Balance Sheet	41
22	Events After the Balance Sheet Date	41

Note 1. Summary of Significant Accounting Policies

The principal accounting policies adopted by Council in the preparation of these consolidated financial statements are set out below.

These policies have been consistently applied to all the years presented, unless otherwise stated.

1 Basis of Preparation

1.1 Compliance with Australian Accounting Standards

This general purpose financial report has been prepared in accordance with Australian Accounting Standards as they apply to not-for-profit entities, other authoritative pronouncements of the Australian Accounting Standards Board, Interpretations and relevant South Australian legislation.

The financial report was authorised for issue by certificate under regulation 14 of the *Local Government (Financial Management) Regulations 2011.*

1.2 Historical Cost Convention

Except as stated below, these financial statements have been prepared in accordance with the historical cost convention.

1.3 Critical Accounting Estimates

The preparation of financial statements in conformity with Australian Accounting Standards requires the use of certain critical accounting estimates, and requires management to exercise its judgement in applying Council's accounting policies.

The areas involving a higher degree of judgement or complexity, or areas where assumptions and estimates are significant to the financial statements are specifically referred to in the relevant sections of these Notes.

1.4 Rounding

All amounts in the financial statements have been rounded to the nearest thousand dollars ($'000).

2 The Local Government Reporting Entity

The City of Unley is incorporated under the South Australian *Local Government Act 1999* and has its principal place of business at 181 Unley Road, Unley. These financial statements include the Council's direct operations and all entities through which Council controls resources to carry on its functions. In the process of reporting on the Council as a single unit, all transactions and balances between activity areas and controlled entities have been eliminated.

3 Income Recognition

Income is measured at the fair value of the consideration received or receivable. Income is recognised when the Council obtains control over the assets comprising the income, or when the amount due constitutes an enforceable debt, whichever first occurs.

Where grants, contributions and donations recognised as incomes during the reporting period were obtained on the condition that they be expended in a particular manner or used over a particular period, and those conditions were undischarged as at the reporting date, the amounts subject to those undischarged conditions are disclosed in these notes. Also disclosed is the amount of grants, contributions and receivables recognised as incomes in a previous reporting period which were obtained in respect of the Council's operations for the current reporting period.

In recent years the payment of untied financial assistance grants has varied from the annual allocation as shown in the table below:

	Cash Payment Received	Annual Allocation	Difference
2014/15	$1,779,866	$1,168,741	+$611,125
2015/16	$548,459	$1,159,584	- $611,125

Because these grants are untied, the Australian Accounting Standards require that payments be recognised upon receipt. Accordingly, the operating results of these periods have been distorted compared to those that would have been reported

had the grants been paid in the year to which they were allocated.

The Operating Surplus Ratio disclosed in Note 15 has also been calculated after adjusting for the distortions resulting from the differences between the actual grants received and the grants entitlements allocated.

4 Cash, Cash Equivalents and other Financial Instruments

Cash Assets include all amounts readily convertible to cash on hand at Council's option with an insignificant risk of changes in value with a maturity of three months or less from the date of acquisition.

Receivables for rates and annual charges are secured over the subject land, and bear interest at rates determined in accordance with the Local Government Act 1999. Other receivables are generally unsecured and do not bear interest.

All receivables are reviewed as at the reporting date and adequate allowance made for amounts the receipt of which is considered doubtful.

All financial instruments are recognised at fair value at the date of recognition. A detailed statement of the accounting policies applied to financial instruments forms part of Note 13.

5 Infrastructure, Property, Plant & Equipment

5.1 Initial Recognition

All assets are initially recognised at cost. For assets acquired at no cost or for nominal consideration, cost is determined as fair value at the date of acquisition.

All non-current assets purchased or constructed are capitalised as the expenditure is incurred and depreciated as soon as the asset is held "ready for use". Cost is determined as the fair value of the assets given as consideration plus costs incidental to the acquisition, including architects' fees and engineering design fees and all other costs incurred. The cost of non-current assets constructed by the Council includes the cost of all materials used in construction, direct labour on the project and an appropriate proportion of variable and fixed overhead.

5.2 Materiality

Assets with an economic life in excess of one year are only capitalised where the cost of acquisition exceeds materiality thresholds established by Council for each type of asset. In determining (and in annually reviewing) such thresholds, regard is had to the nature of the asset and its estimated service life. Examples of capitalisation thresholds applied during the year are given below. No capitalisation threshold is applied to the acquisition of land or interests in land.

Buildings	$3,000
Drainage	$3,000
Roads, Lanes, Kerb & Watertable	$3,000
Pathways	$3,000
Traffic & Lighting	$3,000
Bridges	$3,000
Other Assets	$3,000
Recycled Water	$3,000
Equipment, Furniture & Fittings - Other	$3,000
Equipment, Furniture & Fittings - Computers	$500

5.3 Subsequent Recognition

All material asset classes are revalued on a regular basis such that the carrying values are not materially different from fair value. Significant uncertainties exist in the estimation of fair value of a number of asset classes including land, buildings and associated structures and infrastructure. Further detail of these uncertainties and of existing valuations, methods and valuers are provided at Note 7.

5.4 Depreciation of Non-Current Assets

Other than land, all infrastructures, property, plant and equipment assets recognised are systematically depreciated over their useful lives on a straight-line basis which, in the opinion of Council, best reflects the consumption of the service potential embodied in those assets.

Depreciation methods, useful lives and residual values of classes of assets are reviewed annually.

Major depreciation periods for each class of asset are listed below. Depreciation periods for infrastructure assets have been estimated based on

Note 1. Summary of Significant Accounting Policies (continued)

the best information available to Council, but appropriate records covering the entire life cycle of these assets are not available, and extreme care should be used in interpreting financial information based on these estimates.

Equipment, Furniture & Fittings	1 to 10 years
Buildings	50 years
Infrastructure:	
Roads, Lanes, Kerb & Watertable	20 to 100 years
Pathways	20 to 50 years
Drainage	35 to 100 years
Traffic and Lighting	5 to 20 years
Bridges	50 to 75 years
Recycled Water	5 to 100 years
Other Assets	5 to 20 years

5.5 Impairment

Assets that are subject to depreciation are reviewed for impairment whenever events or changes in circumstances indicate that the carrying amount may not be recoverable. An impairment loss is recognised for the amount by which the asset's carrying amount exceeds its recoverable amount (which is the higher of the present value of future cash inflows or value in use).

For assets whose future economic benefits are not dependent on the ability to generate cash flows, and where the future economic benefits would be replaced if Council were deprived thereof, the value in use is the depreciated replacement cost. In assessing impairment for these assets, a rebuttable assumption is made that the current replacement cost exceeds the original cost of acquisition.

Where an asset that has been revalued is subsequently impaired, the impairment is first offset against such amount as stands to the credit of that class of assets in Asset Revaluation Reserve, any excess being recognised as an expense.

5.6 Borrowing Costs

Borrowing costs in relation to qualifying assets (net of offsetting investment revenue) have been capitalised in accordance with AASB 123 "Borrowing Costs". The amounts of borrowing costs recognised as an expense or as part of the carrying amount of qualifying assets are disclosed in Note 3, and the amount (if any) of interest revenue offset against borrowing costs in Note 2.

6 Payables

6.1 Goods & Services

Creditors are amounts due to external parties for the supply of goods and services and are recognised as liabilities when the goods and services are received. Creditors are normally paid 30 days after the month of invoice. No interest is payable on these amounts.

6.2 Payments Received in Advance & Deposits

Amounts relating to grants received from external parties in advance of service delivery, and security deposits held against possible damage to Council assets, are recognised as liabilities until the service is delivered or damage reinstated, or the amount is refunded as the case may be.

7 Borrowings

Borrowings are initially recognised at fair value, net of transaction costs incurred and are subsequently measured at amortised cost. Any difference between the proceeds (net of transaction costs) and the redemption amount is recognised in the income statement over the period of the borrowings using the effective interest method.

Borrowings are carried at their principal amounts which represent the present value of future cash flows associated with servicing the debt. Interest is accrued over the period to which it relates, and is recorded as part of "Payables". Interest free loans are carried at their nominal amounts; interest revenues foregone by the lender effectively being a reduction of interest expense in the period to which it relates.

8 Employee Benefits

8.1 Salaries, Wages & Compensated Absences

Liabilities for employees' entitlements to salaries, wages and compensated absences expected to be paid or settled within 12 months of reporting date are accrued at nominal amounts (including payroll based on costs) measured in accordance with AASB 119.

Liabilities for employee benefits not expected to be paid or settled within 12 months are measured as the

present value of the estimated future cash outflows (including payroll based on costs) to be made in respect of services provided by employees up to the reporting date. Present values are calculated using government guaranteed securities rates with similar maturity terms.

Weighted avg. discount rate 1.74% (2015, 2.4%)

No accrual is made for sick leave as Council experience indicates that, on average, sick leave taken in each reporting period is less than the entitlement accruing in that period, and this experience is expected to recur in future reporting periods. Council does not make payment for untaken sick leave.

8.2 Superannuation

The Council makes employer superannuation contributions in respect of its employees to the Statewide Superannuation Scheme. The Scheme has two types of membership, each of which is funded differently. No changes in accounting policy have occurred during either the current or previous reporting periods. Details of the accounting policies applied and Council's involvement with the schemes are reported in Note 18.

Contributions to Other Superannuation Schemes

The Council also makes contributions to other superannuation schemes selected by employees under the "choice of fund" legislation. All such schemes are of the accumulation type, where the superannuation benefits accruing to the employee are represented by their share of the net assets of the scheme and no further liability attaches to Council.

9 Equity Accounted Council Businesses

Council has a 50% share in the regional subsidiary, Centennial Park Cemetery Authority. Council's share has been recognised in the Financial Statements by including its share of the net assets within the Statement of Financial Position. The Change in the Equity share, including any asset revaluation, is disclosed in the Statement of Comprehensive Income. Details are reported in Note 19.

As a result of changes made to the Charter of Centennial Park on August 2011, all distributions paid to Council are recorded as revenue in the Statement of Comprehensive Income. Distributions paid by Centennial Park to Council are regarded as payments for guaranteeing the liabilities of Centennial Park and accordingly are treated as an expense in the Statement of Comprehensive Income in the Financial Statements of Centennial Park.

Council is party to an agreement with the Cities of Burnside, Mitcham, West Torrens and the Corporation of the City of Adelaide in relation to the Brown Hill Keswick Creek Project which is accounted for under AASB 11 Joint Arrangements as a joint operation. As such, each Party is responsible for its own direct costs, and joint assets, revenue and expenses are shared on the basis set out in the agreement and Stormwater Management Plan documentation. Council's share has been recognised in the Financial Statements by including its share of joint revenue and expenditure in the Statement of Comprehensive Income and Council's share of joint assets within the Statement of Financial Position. Further details are provided in Note 19.

10 GST Implications

In accordance with UIG Abstract 1031 "Accounting for the Goods & Services Tax"

- Receivables and Creditors include GST receivable and payable.
- Except in relation to input taxed activities, revenues and operating expenditures exclude GST receivable and payable.
- Non-current assets and capital expenditures include GST net of any recoupment.
- Amounts included in the Statement of Cash Flows are disclosed on a net basis.

11 New accounting standards and UIG Interpretations

In the current year, Council adopted all of the new and revised Standards and Interpretations issued by the Australian Accounting Standards Board (AASB) that are relevant to its operations and effective for the

Note 1. Summary of Significant Accounting Policies (continued)

current reporting period. The adoption of the new and revised Standards and Interpretations has not resulted in any material changes to Council's accounting policies.

The City of Unley has not applied any Australian Accounting Standards and Interpretations that have been issued but are not yet effective with the exception of AASB 2015-7 *Amendments to Australian Accounting Standards – Fair Value Disclosures of Not-for-Profit Public Sector Entities*. Generally Council applies standards and interpretations in accordance with their respective commencement dates. The retrospective application of AASB 2015-7 has exempted Council from the disclosure of quantitative information and sensitivity analysis for some valuations categorised within Level 3 of the fair value hierarchy.

At the date of authorisation of the financial report, AASB 9 *Financial Instruments* and AASB 2015-6 *Amendments to Australian Accounting Standards – Extending Related Party Disclosures to Not-for-Profit Public Sector Entities* are the only new accounting standards with a future application date that are expected to have a material impact on Council's financial statements.

From 1 July 2016 AASB 124 *Related Party Disclosures* will apply to Council, which means that Council will disclose more information about related parties and transactions with those related parties.

AASB 9, which replaces AASB 139 *Financial Instruments: Recognition and Measurement*, is effective for reporting periods beginning on or after 1 January 2018 and must be applied retrospectively. The main impact of AASB 9 is to change the requirements for the classification, measurement and disclosures associated with financial assets. Under the new requirements the four current categories of financial assets stipulated in AASB 139 will be replaced with two measurement categories: fair value and amortised cost and financial assets will only be able to be measured at amortised cost where very specific conditions are met.

As a result, Council will be required to measure its financial assets, including its investment in Centennial Park at fair value. There will be no financial impact on the consolidated financial statements.

Council is still reviewing the way that revenue is measured and recognised to identify whether AASB 15 Revenue from Contracts with Customers will have a material impact. To date no impact has been identified.

AASB 15 is effective from 1 January 2018 and will replace AASB 118 Revenue, AASB 111 Construction Contracts and a number of Interpretations. It contains a comprehensive and robust framework for the recognition, measurement and disclosure of revenue from contracts with customers.

AASB 16 *Leases* is applicable to annual reporting periods beginning on or after 1 January 2019. When effective, this Standard will replace the current accounting requirements applicable to the leases in AASB 117 *Leases* and related interpretations. AASB 16 introduces a single lease accounting model that eliminates the requirement for leases to be classified as operating or finance leases. Although the Council anticipates that the adoption of AASB 16 will have a material impact on the Council's financial statements, it is impractical at this stage to provide a reasonable estimate of such impact,

Other amended Australian Accounting Standards and Interpretations which were issued at the date of authorisation of the financial report, but have future commencement dates are not likely to have a material impact on the financial statements.

The amended Australian Accounting Standards and Interpretations which were issued at the date of authorisation of the financial report, but have future commencement dates are not likely to have a material impact on the financial statements.

12 Comparative Figures

To ensure comparability with the current reporting period's figures, some comparative period line items and amounts may have been reclassified or individually reported for the first time within these financial statements and/or the notes.

13 Disclaimer

Nothing contained within these statements may be taken to be an admission of any liability to any person under any circumstance.

Note 2. Income

$ '000	Notes	2016	2015
(a). Rates Revenues			
General Rates			
General Rates		36,796	35,174
Less: Mandatory Rebates		(893)	(799)
Less: Discretionary Rebates, Remissions & Write Offs		(4)	(7)
Total General Rates		35,899	34,368
Other Rates (Including Service Charges)			
Natural Resource Management Levy		1,135	1,088
Separate & Special Rates		335	324
Total Other Rates		1,470	1,412
Other Charges			
Penalties for Late Payment		112	98
Legal & Other Costs Recovered		29	24
Total Other Charges		141	122
Total Rates Revenues		**37,510**	**35,902**
(b). Statutory Charges			
Other Licences, Fees & Fines		1,297	1,395
Total Statutory Charges		**1,297**	**1,395**
(c). User Charges			
Sundry		1,645	1,537
Total User Charges		**1,645**	**1,537**
(d). Investment Income			
Interest on Investments			
- Local Government Finance Authority		10	9
- Banks & Other		-	7
Total Investment Income		**10**	**16**

Note 2. Income (continued)

$ '000	Notes	2016	2015
(e). Reimbursements			
Other		448	294
Total Reimbursements		**448**	**294**
(f). Other Income			
Sundry		840	1,014
Total Other Income		**840**	**1,014**
(g). Grants, Subsidies, Contributions			
Amounts Received Specifically for New or Upgraded Assets		1,716	1,477
Other Grants, Subsidies and Contributions		3,053	3,322
Individually Significant Item - Additional Grants Commission Payment (refer below)		-	611
Total Grants, Subsidies, Contributions		**4,769**	**5,410**

The functions to which these grants relate are shown in Note 12.

(i) Sources of grants

Commonwealth Government	1,920	1,882
State Government	1,105	2,351
Other	1,744	1,177
Total	4,769	5,410

(ii) Individually Significant Items

Grant Commission (FAG) Grant Recognised as Income	-	611
Contribution from Stormwater Management Authority Brown Hill Keswick Creek (included in Amounts Received Specifically for New or Upgraded Assets above)	-	1,152

On 30 June 2015 Council received payment of the first two instalments of the 2015-16 grant. For the 2015-16 year, there were no advancements made. As such this has had an adverse impact on income for the current year

Note 2. Income (continued)

$ '000	Notes	2016	2015
(h). Conditions over Grants & Contributions			
Grants and contributions which were obtained on the condition that they be expended for specified purposes or in a future period, but which are not yet expended in accordance with those conditions, are as follows:			
Unexpended at the close of the previous reporting period		20	15
Less:			
Expended during the current period from revenues recognised in previous reporting periods			
Community		(20)	(15)
Subtotal		**(20)**	**(15)**
Plus:			
Amounts recognised as revenues in this reporting period but not yet expended in accordance with the conditions			
Assets and Environment		15	5
Other		-	15
Subtotal		**15**	**20**
Unexpended at the close of this reporting period		15	20
Net increase (decrease) in assets subject to conditions in the current reporting period		**(5)**	**5**

Note 3. Expenses

$ '000	Notes	2016	2015
(a). Employee Costs			
Salaries and Wages		13,834	13,299
Employee Leave Expense		2,216	2,081
Superannuation - Defined Contribution Plan Contributions	18	1,450	1,367
Workers' Compensation Insurance		439	477
Less: Capitalised and Distributed Costs		(1,276)	(1,384)
Total Operating Employee Costs		16,663	15,840
Total Number of Employees (full time equivalent and excluding casuals at end of reporting period)		182	189
(b). Materials, Contracts and Other Expenses			
(i) Prescribed Expenses			
Auditor's Remuneration			
- Current Year Audit Fees		29	32
- Other Auditors		23	28
Elected Members' Expenses		276	262
Election Expenses		-	134
Subtotal - Prescribed Expenses		**328**	**456**
(ii) Other Materials, Contracts and Expenses			
Contracts		9,857	8,964
Electricity		785	909
Advertising		217	266
Bank Fees & Charges		99	97
Legal Expenses		286	288
Levies Paid to Government - NRM levy		1,134	1,090
Community Program Expenses		179	299
Parts, Accessories & Consumables		3,095	2,939
Economic Development Program Expenses		23	23
Community Grants & Sponsorship		232	206
Valuation Fees (Property for Rating Purposes)		166	162
Insurance (Workers Compensation, Public Liability, Assets)		671	596
Work in Progress Written Off		102	202
Bad Debt (provided for)		-	(16)
Brownhill Keswick Creek Contribution		106	612
Levies & Taxes		265	232
Other Contributions & Donations		94	138
Printing		51	49
Sitting Fees		60	49
Trader Associations Contributions		336	323
Sundry Materials, Contract & Expenses		63	266
Subtotal - Other Material, Contracts & Expenses		**17,821**	**17,694**
Total Materials, Contracts and Other Expenses		18,149	18,150

Note 3. Expenses (continued)

$ '000	Notes	2016	2015
(c). Depreciation, Amortisation and Impairment			
(i) Depreciation and Amortisation			
Infrastructure			
- Stormwater Drainage		792	792
- Roads, Lanes, Kerb & Watertable		1,170	1,121
- Pathways		1,256	1,198
- Traffic and Lighting		269	162
- Bridges		129	126
Equipment, Furniture & Fittings		1,134	1,046
Buildings		1,281	1,259
Recycled Water		292	292
Other Assets		574	452
Subtotal		**6,897**	**6,448**
Total Depreciation, Amortisation and Impairment		**6,897**	**6,448**
(d). Finance Costs			
Interest on Loans		433	531
Total Finance Costs		**433**	**531**

Note 4. Asset Disposal & Fair Value Adjustments

Infrastructure, Property, Plant & Equipment

Assets Renewed or Directly Replaced			
Proceeds from Disposal		367	386
Less: Carrying Amount of Assets Sold		(418)	(225)
Gain (Loss) on Disposal		**(51)**	**161**
Net Gain (Loss) on Disposal or Revaluation of Assets		**(51)**	**161**

Note 5. Current Assets

$ '000	Notes	2016	2015
(a). Cash & Cash Equivalents			
Cash on Hand at Bank		(82)	415
Deposits at Call		299	676
Total Cash & Cash Equivalents		217	1,091
(b). Trade & Other Receivables			
Rates - General & Other		564	674
Accrued Revenues		-	1
Debtors - General		2,184	1,207
GST Recoupment		3	228
Prepayments		1,416	112
Sundry		5	19
Subtotal		**4,172**	**2,241**
Total Trade & Other Receivables		4,172	2,241
(c). Other Financial Assets (Investments)			
Loans to Community Organisations		11	18
Total Other Financial Assets (Investments)		11	18

Amounts included in other financial assets that are not expected to be received within 12 months of reporting date are disclosed in Note 13

Note 6. Non-Current Assets

$ '000	Notes	2016	2015
(a). Financial Assets			
Receivables			
Loans to Community Organisations		30	41
Total Receivables		**30**	**41**
Total Financial Assets		**30**	**41**
(b). Equity Accounted Investments in Council Businesses			
Centennial Park Cemetery Authority	19	11,037	10,977
Total Equity Accounted Investments in Council Businesses		**11,037**	**10,977**

Within the terminology of Section 43 of the Local Government Act 1999, the Centennial Park Cemetery Trust Incorporated is a joint controlling authority of the City of Unley and the City of Mitcham each having a 50% interest in the assets, liabilities and operations of the Authority. The Authority was established in the cemetery industry and no financial contributions have been made to the Authority in the financial year. The City of Unley's investment in the Authority has been accounted for under the equity method (Note 19).

Note 7a. Infrastructure, Property, Plant & Equipment

$ '000	Fair Value Level	as at 30/6/2015 At Fair Value	At Cost	Accumulated Dep'n	Accumulated Impairment	Carrying Value	Asset Movements during the Reporting Period: Asset Additions New / Upgrade	Asset Additions Renewals	WDV of Asset Disposals	Depreciation Expense (Note 3c)	Adjustments & Transfers	Revaluation Decrements to Equity (ARR) (Note 9)	Revaluation Increments to Equity (ARR) (Note 9)	as at 30/6/2016 At Fair Value	At Cost	Accumulated Dep'n	Accumulated Impairment	Carrying Value
Capital Work in Progress*		-	4,490	-	-	4,490	833	553		-	(4,319)	-	-	-	1,557	-	-	1,557
Infrastructure																		
- Stormwater Drainage	3	73,980	27	37,058	-	36,949	531	77	-	(792)	2,732	-	-	73,980	3,367	37,850	-	39,497
- Roads, Lanes, Kerb & Watertable	3	258,531	1,758	39,547	-	220,742	65	1,455	-	(1,170)	81	-	-	258,531	3,393	40,751	-	221,173
- Pathways	3	52,679	42	22,206	-	30,515	72	1,460	-	(1,256)	-	-	-	54,211	42	23,461	-	30,792
- Traffic and Lighting	3	5,575	54	1,034	-	4,595	83	38	-	(269)	300	-	-	5,574	442	1,269	-	4,747
- Bridges	3	8,961	144	5,423	-	3,682	-	111	-	(129)	-	-	-	8,960	255	5,552	-	3,663
Equipment, Furniture & Fittings	3	-	13,932	7,474	-	6,458	326	1,468	(418)	(1,134)	627	-	-	-	15,712	8,386	-	7,326
Land	2	43,394	2,590	-	-	45,984	-	-	-	-	-	-	-	43,394	2,590	-	-	45,984
Land	3	152,649	-	-	-	152,649	-	-	-	-	-	-	-	152,649	-	-	-	152,649
Buildings	2	50,081	1,905	25,010	-	26,976	-	1,219	-	(982)	-	-	-	50,081	3,124	25,992	-	27,213
Buildings	3	16,605	-	7,808	-	8,797	-	-	-	(299)	-	-	-	16,605	-	8,106	-	8,499
Recycled Water	3	-	11,304	297	-	11,007	-	-	-	(292)	-	(10,715)	11,562	11,858	-	296	-	11,562
Other Assets	3	8,700	2,331	5,975	-	5,056	447	434	-	(574)	478	-	-	8,700	3,690	6,549	-	5,841
Total Infrastructure, Property, Plant & Equipment		**671,155**	**38,577**	**151,832**	**-**	**557,900**	**2,357**	**6,815**	**(418)**	**(6,897)**	**(101)**	**(10,715)**	**11,562**	**684,543**	**34,172**	**158,212**	**-**	**560,503**
Comparatives		642,292	37,628	150,674	-	**529,246**	3,313	6,587	(225)	(6,448)	(197)	(3,516)	28,208	671,155	38,577	151,832	-	**557,900**

* Includes assets associated with the Brownhill Keswick Creek Project. Refer to Note 19.

Note 7b. Valuation of Infrastructure, Property, Plant & Equipment & Investment Property

$ '000

Valuation of Assets

The fair value of assets and liabilities must be estimated in accordance with various Accounting Standards for either recognition and measurement requirements or for disclosure purposes.

AASB 13 Fair Value Measurement requires all assets and liabilities measured at fair value to be assigned to a "level" in the fair value hierarchy as follows:

Level 1: Unadjusted quoted prices in active markets for identical assets or liabilities that the entity can access at the measurement date.

Level 2: Inputs other than quoted prices included within Level 1 that are observable for the asset or liability, either directly or indirectly.

Level 3: Inputs for the asset or liability that are not based on observable market data (unobservable inputs).

Refer to Note 7a for the disclosure of the Fair Value Levels of Infrastructure, Property, Plant and Equipment Assets.

Land, Buildings and Structures

- Date of valuation: 1 July 2013
- Valuer: Maloney Field Services
- All acquisitions made after the valuation date are recorded at cost.

The following provides a summary of the City of Unley's asset classes together with the Maloney Field Services' opinion of the Fair Value Hierachy relevant to each asset group based on the quantum of observable inputs involved in the valuation relative to observable inputs.

Land : Excluded / Revoked from classification as community land - Level 2 inputs
Land : Community Land classification - Level 3 inputs
Buildings : Market Approach - Level 2 inputs
Buildings : Cost Approach (excluding highly specialised and/or heritage listed Buildings) - Level 2 inputs
Buildings : Cost Approach (inclusive of highly specialised and/or heritage listed Buildings) - Level 3 inputs

Valuations techniques used to measure fair value within Level 2, including a description of the significant input used

Land : Excluded / Revoked from classification as community land
The valuation of all Excluded / Revoked Land has been undertaken using the Market Approach, more specifically the Direct Comparison method of valuation and by reference to comparable market data.

Note 7b. Valuation of Infrastructure, Property, Plant & Equipment & Investment Property (continued)

$ '000

Valuation of Assets (continued)

Buildings : Market Approach
The valuation of each Building under this scenario has been undertaken utilising the Direct Comparison Method of valuation by reference to market data and the subsequent apportionment of the Land and Structural components.

Buildings : Cost Approach (excluding highly specialised and/or heritage listed Buildings)
The calculated value is based on Replacement Costs data sourced from the Maloney Field Services Replacement Costs Database and/or Rawlinsons Australia Construction Handbook 2014.

Valuation techniques used to measure fair value within Level 3, including details of the significant unobservable inputs used and the relationships between unobservable inputs and fair value.

Asset Type	Valuation Technique
Land	Market Approach using the Direct Comparison Method of valuation by reference to comparable market data and subsequently adjusted to reflect the level of risk associated with alienating the Land to make it available for disposal.
Land - Structures	Market Approach using the Direct Comparison Method of valuation by reference to comparable market data and subsequently adjusted to reflect the level of risk associated with alienating the Land to make it available for disposal.
Buildings	Coast Approach using the Replacement Costs data sourced from Maloney Field Services Replacement Costs Database, recent constructions by local government and/or Rawlinson's Australia Construction Handbook 2015. The unique nature of such buildings and the lack of definitive valuation inputs results in some variance to rates adopted.

Council being of the opinion that it is not possible to attribute a value that is sufficient and reliable to qualify for recognition, land under roads has not been recognised in these reports. Land acquired for road purposes during the year is initially recognised at cost, but transferred to fair value at reporting date, effectively writing off the expenditure.

Estimated future costs of reinstatement of land, capitalised in accordance with AASB 116.16(c), are reviewed annually (see Note 1) and depreciated over the estimated remaining life of the relevant asset.

Infrastructure

Roads, Lanes, Kerb and Water Table
- Date of valuation: 1 July 2014
- Valuer: Pavement Management Services
- Basis of Valuation : Consumption based approach to the valuation of the pavement and surface assets was developed in order to more closely reflect the life cycle of the assets.
- All acquisitions made after the valuation date are recorded at cost.

Note 7b. Valuation of Infrastructure, Property, Plant & Equipment & Investment Property (continued)

$ '000

Valuation of Assets (continued)

Infrastructure (continued)

Pathways (Footpaths, Car Parks, Bike Paths)
- Date of valuation: 1 July 2014
- Valuer: IMG
- Basis of valuation: Level 3, please refer to summary table below
- All acquisitions made after the valuation date are recorded at cost.

Drainage (Stormwater Drains & Creeks)
- Date of valuation: 30 June 2014
- Valuer: Tonkin Consulting
- Basis of valuation: Level 3, please refer to summary table below

Traffic and Lighting (Traffic Control, Street Lighting, Bus Stops)
- Date of valuation: 30 June 2015
- Valuer: Internal Council valuation
- Basis of valuation: Written down current replacement cost discounted for age and condition
- All acquisitions made after the valuation date are recorded at cost.

Bridges
- Date of valuation: 30 June 2014
- Valuer: Tonkin Consulting
- Basis of valuation: Level 3, please refer to summary table below

Recycled Water
- Date of valuation: 30 June 2016
- Valuer: Internal Council valuation
- Basis of valuation: Cost

The result of the revaluation was to decrease depreciation by an estimated $8k for the 2016-17 year.

Other Assets (Open Space and Reserve Equipment)
- Date of valuation: 1 July 2013
- Valuer: Internal Council valuation
- Basis of valuation: Level 3, please refer to summary table below
- All acquisitions made after the valuation date are recorded at cost.

Note 7b. Valuation of Infrastructure, Property, Plant & Equipment & Investment Property (continued)

$ '000

Valuation of Assets (continued)

Valuation Techniques used to measure fair value within Level 3, including details of the significant unobservable inputs used and the relationships between unobservable inputs and fair value.

Asset Type	Valuation Technique
Infrastructure - Pathways - Other Assets	Depreciated Replacement Cost (DRC) being the current replacement cost of an asset less, where applicable, accumulated depreciation calculated on the basis of such costs to reflect the already consumed or expired future economic benefits of the assets
Infrastructure - Bridges	Current Replacement Cost (CRC) of the infrastructure asset minus any accumulated depreciation and impairment losses. Field inspections provided certainty of the type and condition of the assets. However due to lack of information on bridge replacement costs at the time of valuation factored have been applied to industry rates to provide the replacement cost based on the professional judgement and experience of the Tonkin Consulting engineers.
Infrastructure - Drains	Current Replacement Cost (CRC) of the infrastructure asset minus any accumulated depreciation and impairment losses. The valuation of assets were based on rates provided by the 2014 Rawlinson's handbook and rates obtained from Humes.

Note 8. Liabilities

$ '000	Notes	2016 Current	2016 Non Current	2015 Current	2015 Non Current
(a). Trade and Other Payables					
Goods & Services		4,716	-	1,965	-
Payments Received in Advance		112	-	302	-
Accrued Expenses - Employee Entitlements		1,396	-	1,918	-
Accrued Expenses - Finance Costs		144	-	173	-
Accrued Expenses - Other		633	-	676	-
Deposits, Retentions & Bonds		11	-	8	-
Total Trade and Other Payables		**7,012**	**-**	**5,042**	**-**
(b). Borrowings					
Short Term Draw Down Facility		2,167	-	4,971	-
Loans		1,018	4,448	961	5,466
Total Borrowings		**3,185**	**4,448**	**5,932**	**5,466**

All interest bearing liabilities are secured over the future revenues of the Council

Note 8. Liabilities (continued)

$ '000	Notes	2016 Current	2016 Non Current	2015 Current	2015 Non Current
(c). Provisions					
Employee Entitlements (including oncosts)		2,012	606	1,806	575
Total Provisions		**2,012**	**606**	**1,806**	**575**
(d). Other Liabilities					
Carpark Contribution Fund		-	151	-	148
Urban Tree Fund		-	57	-	33
Total Other Liabilities		**-**	**208**	**-**	**181**

Note 9. Reserves

$ '000	1/7/2015	Increments (Decrements)	Transfers	Impairments	30/6/2016
(a). Asset Revaluation Reserve					
Infrastructure					
- Stormwater Drainage	20,036	-	-	-	20,036
- Roads, Lanes, Kerb & Watertable	153,691	-	-	-	153,691
- Pathways	17,668	-	-	-	17,668
- Traffic and Lighting	2,680	-	-	-	2,680
- Bridges	2,500	-	-	-	2,500
Land	187,588	-	-	-	187,588
Buildings	33,066	-	-	-	33,066
Recycled Water	-	847	-	-	847
Other Assets	2,217	-	-	-	2,217
JV's / Associates - Other Comprehensive Income	7,164	-	-	-	7,164
Total Asset Revaluation Reserve	**426,610**	**847**	**-**	**-**	**427,457**
Comparatives	409,748	16,862	-	-	426,610

PURPOSES OF RESERVES

Asset Revaluation Reserves

The asset revaluation reserve is used to record increments and decrements arising from changes in fair value of non current assets (less any subsequent impairment losses, where applicable).

Note 10. Assets Subject to Restrictions

The nature of some of the City of Unley's assets, and in particular Centennial Park, is such that they have restricted use either because of legal restrictions, heritage or community expectation so that these assets would continue to be held for the benefit of the community.

Note 11. Reconciliation to Statement of Cash Flows

$ '000	Notes	2016	2015
(a). Reconciliation of Cash			
Cash Assets comprise highly liquid investments with short periods to maturity subject to insignificant risk of changes of value. Cash at the end of the reporting period as shown in the Statement of Cash Flows is reconciled to the related items in the Balance Sheet as follows:			
Total Cash & Equivalent Assets	5	217	1,091
Less: Short-Term Borrowings	8	(2,167)	(4,971)
Balances per Statement of Cash Flows		**(1,950)**	**(3,880)**
(b). Reconciliation of Change in Net Assets to Cash from Operating Activities			
Net Surplus/(Deficit)		**4,391**	**4,962**
Non-Cash Items in Income Statements			
Depreciation, Amortisation & Impairment		6,897	6,448
Equity Movements in Equity Accounted Investments (Increase)/Decrease		(65)	(202)
Grants for Capital Acquisitions (Treated as Investing Activity Receipts)		(1,716)	(1,477)
Net (Gain) Loss on Disposals		51	(161)
Net Increase/(Decrease) in Unpaid Employee Benefits		237	240
Expense of Capital Items		101	197
		9,896	**10,007**
Add (Less): Changes in Net Current Assets			
Net (Increase)/Decrease in Receivables		(1,931)	(283)
Net Increase/(Decrease) in Trade & Other Payables		1,967	(538)
Net Increase/(Decrease) in Other Liabilities		29	25
Net Cash provided by (or used in) operations		**9,961**	**9,211**
(c). Financing Arrangements			
Unrestricted access was available at balance date to the following lines of credit:			
Bank Overdrafts		500	500
Corporate Purchase Cards		140	50
LGFA Cash Advance Debenture Facility		12,000	12,000

The bank overdraft facilities may be drawn at any time and may be terminated by the bank without notice.

Notes to and forming part of the Financial Statements
for the year ended 30 June 2016

Note 12a. Functions

Functions/Activities	Income, Expenses and Assets have been directly attributed to the following Functions / Activities. Details of these Functions/Activities are provided in Note 12(b).									
	INCOME		EXPENSES		OPERATING SURPLUS (DEFICIT)		GRANTS INCLUDED IN INCOME		TOTAL ASSETS HELD (CURRENT & NON-CURRENT)	
$ '000	Actual 2016	Actual 2015	Actual 2016	Actual 2015	Actual 2016	Actual 2015	Actual 2016	Actual 2015	Actual 2016	Actual 2015
Office of the CEO	280	415	1,764	1,675	(1,484)	(1,260)	-	-	11,037	10,977
Community	3,964	4,046	8,360	8,416	(4,396)	(4,370)	1,728	1,734	181,353	180,660
Economic Development & Planning	908	857	3,812	3,783	(2,904)	(2,926)	-	15	-	-
Corporate Services	37,826	37,095	8,801	8,959	29,025	28,136	397	1,190	7,052	4,855
Assets & Environment	1,890	1,880	19,405	18,137	(17,515)	(16,257)	928	994	376,528	375,776
Total Functions/Activities	**44,868**	**44,293**	**42,142**	**40,970**	**2,726**	**3,323**	**3,053**	**3,933**	**575,970**	**572,268**

Revenues and expenses exclude net gain (loss) on disposal or revaluation of assets, net gain (loss) from joint ventures & associated entities, amounts received specifically for new or upgraded assets and physical resources received free of charge.

Note 12b. Components of Functions

$ '000

The activities relating to Council functions are as follows:

OFFICE OF THE CEO

City Management, Centennial Park, Elected Members, Civic Events, Governmance & Risk

COMMUNITY

Community Planning, Community Grants, Festival Events, Community Management, Parking Control, Community Bus Program, Public & Environmental Health, Worm Farms, Immunisation, SRF Licencing, Food Premises Control, Noxious Insect Control, Arts & Culture Development, Recreation Development, Community Development, Community Care, Carers Support, Community Services Support, Aged Care Visitors Scheme, Eastern Region SRF Program, Social Transport, Exchanging Memories, Unley Community Centre, Ron Young Technology Trust, Home & Community Care, Home Assist Under 65, Youth & Children, Youth Sponsorship, Fullarton Park Community Centre, Goodwood Community Centre, Clarence Park Community Centre, Small Sponsorship & Donations, Grant Agreements, Open Space Management, Toy Library Service, Museum, Library Services, Home Library Services, Library Festival, Harmony Day, Swimming Centre

ECONOMIC DEVELOPMENT & PLANNING

Economic Development, Economic Development & Planning Management, Transport & Traffic, Development & Compliance, Urban Policy Planning

CORPORATE SERVICES

Customer Service, Records, Information Technology, Coroporate Services Administration, Corporate Support, Rates Administration, Organisational Development, Corporate Training, Communications, Unley Gourmet Gala, Procurement & Contract Administration, Finance, Health, Safety & Insurances, Volunteers, Marketing, Brand

ASSETS & ENVIRONMENT

Assets & Infrastructure Management, Environmental Projects, Parks & Reserves, Waste Management, Stormwater & Drainage, Street Cleaning, Lighting, Streetscaping, Footpaths, Roads, Signs, Bus Shelters, Kerb & Watertable, Car Parks, Public Conveniences, Bridges, Bike paths, Buildings, Signs

Note 13. Financial Instruments

$ '000

Recognised Financial Instruments

Bank, Deposits at Call, Short Term Deposits

Accounting Policy:
Carried at lower of cost and net realisable value; Interest is recognised when earned.

Terms & Conditions:
Deposits are returning fixed interest rates between **1.75%** and **2.5%** (2015: 2.36% and 2.5%). Short term deposits have an average maturity of 30 days and an average interest rate of 2.42% (2015: 30 days and 2.5%).

Carrying Amount:
Approximates fair value due to the short term to maturity.

Receivables

Rates & Associated Charges
(including legals & penalties for late payment)

Note: These receivables do not meet the definition of "financial instruments" and have been excluded from the following disclosures.

Accounting Policy:
Carried at nominal values less any allowance for doubtful debts. An allowance for doubtful debts is recognised (and re-assessed annually) when collection in full is no longer probable.

Terms & Conditions:
Secured over the subject land, arrears attract interest of **7%** (2015: 7.75%). Council is not materially exposed to any individual debtor, credit risk exposure is concentrated within the Council's boundaries in the State.

Carrying Amount:
Approximates fair value (after deduction of any allowance).

Receivables

Fees & Other Charges

Accounting Policy:
Carried at nominal values less any allowance for doubtful debts. An allowance for doubtful debts is recognised (and re-assessed annually) when collection in full is no longer probable.

Terms & Conditions:
Unsecured, and do not bear interest. Council is not materially exposed to any individual debtor, credit risk exposure is concentrated within the Council's boundaries.

Carrying Amount:
Approximates fair value (after deduction of any allowance).

Note 13. Financial Instruments (continued)

$ '000

Recognised Financial Instruments

Receivables
Other Levels of Government

Accounting Policy:
Carried at nominal value.

Terms & Conditions:
Amounts due have been calculated in accordance with the terms and conditions of the respective programs following advice of approvals, and do not bear interest. All amounts are due by Departments and Agencies of State and Federal Governments.

Carrying Amount:
Approximates fair value.

Liabilities
Creditors and Accruals

Accounting Policy:
Liabilities are recognised for amounts to be paid in the future for goods and services received, whether or not billed to the Council.

Terms & Conditions:
Liabilities are normally settled on 30 day terms.

Carrying Amount:
Approximates fair value.

Liabilities
Retirement Home Contributions

Accounting Policy:
To avoid inconvenience when complying with the separate audit requirements imposed by the relevant legislation, amounts are carried at nominal values.

Terms & Conditions:
Pursuant to Commonwealth legislation certain intending residents are required to contribute amounts on an interest free basis. The amounts are subject to certain deductions as prescribed by the legislation, the balance being repaid on termination of tenancy.

Carrying Amount:
Approximates fair value for short tenancies; may be non-materially overstated for longer tenancies.

Note 13. Financial Instruments (continued)

$ '000

Recognised Financial Instruments

Liabilities
Interest Bearing Borrowings

Accounting Policy:
Carried at the principal amounts. Interest is charged as an expense as it accrues.

Terms & Conditions:
Secured over future revenues, borrowings are repayable (describe basis); interest is charged at fixed (or variable - describe) rates between **4%** and **7.08%** (2015: 4% and 7.08%).

Carrying Amount:
Approximates fair value.

Liabilities
Finance Leases

Accounting Policy:
Accounted for in accordance with AASB 117.

Note 13. Financial Instruments (continued)

$ '000	Due < 1 year	Due > 1 year & ≤ 5 years	Due > 5 years	Total Contractual Cash Flows	Carrying Values
2016					
Financial Assets					
Cash & Equivalents	217	-	-	217	217
Receivables	2,441	-	-	2,441	2,222
Other Financial Assets	11	-	-	11	11
Total Financial Assets	**2,669**	**-**	**-**	**2,669**	**2,450**
Financial Liabilities					
Payables	6,716	-	-	6,716	6,900
Current Borrowings	3,185	-	-	3,185	3,185
Non-Current Borrowings	-	2,434	2,014	4,448	4,448
Total Financial Liabilities	**9,901**	**2,434**	**2,014**	**14,349**	**14,533**

$ '000	Due < 1 year	Due > 1 year & ≤ 5 years	Due > 5 years	Total Contractual Cash Flows	Carrying Values
2015					
Financial Assets					
Cash & Equivalents	1,091	-	-	1,091	1,091
Receivables	1,496	-	-	1,496	1,496
Other Financial Assets	18	-	-	18	18
Total Financial Assets	**2,605**	**-**	**-**	**2,605**	**2,605**
Financial Liabilities					
Payables	4,740	-	-	4,740	4,740
Current Borrowings	5,932	-	-	5,932	5,932
Non-Current Borrowings	-	4,134	1,332	5,466	5,466
Total Financial Liabilities	**10,672**	**4,134**	**1,332**	**16,138**	**16,138**

The following interest rates were applicable to Council's Borrowings at balance date:	30 June 2016		30 June 2015	
	Weighted Avg Interest Rate	**Carrying Value**	**Weighted Avg Interest Rate**	**Carrying Value**
Fixed Interest Rates	5.10%	7,633	5.00%	11,398
		7,633		**11,398**

Net Fair Value

All carrying values approximate fair value for all recognised financial instruments . There is no recognised market for the financial assets of the Council.

Note 13. Financial Instruments (continued)

$ '000

Risk Exposures

Credit Risk represents the loss that would be recognised if counterparties fail to perform as contracted. The maximum credit risk on financial assets of the Council is the carrying amount, net of any allowance for doubtful debts. All Council investments are made with the SA Local Government Finance Authority and are guaranteed by the SA Government. Except as detailed in Notes 5 & 6 in relation to individual classes of receivables, exposure is concentrated within the Council's boundaries, and there is no material exposure to any individual debtor.

Market Risk is the risk that fair values of financial assets will fluctuate as a result of changes in market prices. All of Council's financial assets are denominated in Australian dollars and are not traded on any market, and hence neither market risk nor **currency risk** apply.

Liquidity Risk is the risk that Council will encounter difficulty in meeting obligations with financial liabilities. In accordance with the model Treasury Mangement Policy (LGA Information Paper 15), liabilities have a range of maturity dates. Council also has available a range of bank overdraft and standby borrowing facilities that it can access.

Interest Rate Risk is the risk that future cash flows will fluctuate because of changes in market interest rates. Council has a balance of both fixed and variable interest rate borrowings and investments. Cash flow fluctuations are managed holistically in seeking to minimise interest costs over the longer term in a risk averse manner.

Note 14. Commitments for Expenditure

$ '000	Notes	2016	2015
(a). Capital Commitments			
Capital expenditure committed for at the reporting date but not recognised in the financial statements as liabilities:			
Infrastructure		1,435	43
Plant & Equipment		-	53
Other		538	94
		1,973	**190**
These expenditures are payable:			
Not later than one year		1,973	190
Later than one year and not later than 5 years		-	-
Later than 5 years		-	-
		1,973	**190**

Note 14. Commitments for Expenditure (continued)

$ '000	Notes	2016	2015
(b). Other Expenditure Commitments			
Other expenditure committed for (excluding inventories) at the reporting date but not recognised in the financial statements as liabilities:			
Audit Services		122	-
Waste Management Services		3,750	-
Other Maintenance Contracts		896	-
IT Maintenance Contracts		929	-
Other		-	192
		5,697	**192**
These expenditures are payable:			
Not later than one year		4,103	192
Later than one year and not later than 5 years		1,594	-
		5,697	**192**

The City of Unley is party to a Memorandum of Agreement (MOA) with the Cities of Adelaide, Burnside and West Torrens through which the councils together with the City of Mitcham, are collaborating to develop a catchment based approach to mitigating flood risk and use of stormwater where feasible in the Brown Hill and Keswick Creek catchment. Provision exists for the City of Mitcham to also execute the agreement if it chooses.

The agreement requires the councils to establish a regional subsidiary primarily for the planning and construction of flood mitigation infrastructure of a Stormwater Management Plan (SMP) for the Brown Hill Keswick Creek catchment prepared in accordance with legislation. Prior to the establishment of the regional subsidiary, the Agreement provides for a Steering Group with representatives of each council to continue to carry out investigations and designs identified in the SMP. The City of Mitcham is also represented on this Steering Group.

Since 2010, the five catchment councils have been acting in response to notices and orders issued by the Stormwater Management Authority (SMA) to produce an agreed SMP catering for the critical one in 100 year storm. In 2012 the councils produced a revised SMP which was approved by the SMA and gazetted in March 2013, but which required further investigations in relation to a flood mitigation design solution for upper Brown Hill Creek (Part B Works). This was the subject for a notice issued by the SMA in May 2015 to produce a final SMP by September 2015.

In September 2015 the five councils endorsed the project's recommended design solution for upper Brown Hill Creek (Option D - which involves increasing the creek's flow capacity together with a general rehabilitation for the creek to good condition). Subsequently, the 2016 SMP, updated from the 2012 version and incorporating the Option D solution, was submitted to the SMA in March 2016 for expected approval by September 2016.

Project works under the 2016 SMP have an estimated cost of $140 million and a planned 10 year implementation period. Two works elements (Ridge Park detention dam and Brown Hill Creek diversion culvert at Goodwood) have been constructed to date at a total cost of $7.8 million. However, further construction work is unlikely to be carried out until funding support is agreed between the three spheres of government; Commonwealth, State and Local. Unley's share of the local government component is currently set at 21%, which equates to approximately $15 million based on a 50% local government apportionment. Stormwater Management Plan have a preliminary estimated cost of $148 million and a planned 10 year implementation period.

Note 15. Financial Indicators

$ '000	Amounts 2016	Indicator 2016	Prior Periods 2015	2014
These Financial Indicators have been calculated in accordance with *Information paper 9 - Local Government Financial Indicators* prepared as part of the LGA Financial Sustainability Program for the Local Government Association of South Australia.				
1. Operating Surplus Ratio				
Operating Surplus / Total Operating Revenue	2,726 / 44,868	6%	8%	4%
This ratio expresses the operating surplus as a percentage of total operating revenue.				
1a. Adjusted Operating Surplus Ratio				
In recent years the Federal Government has made advance payments prior to 30th June from future year allocations of financial assistance grants, as explained in Note 1. The Adjusted Operating Surplus Ratio adjusts for the resulting distortion in the disclosed operating result for each year.	3,337 / 44,868	7%	6%	5%
2. Net Financial Liabilities Ratio				
Net Financial Liabilities / Total Operating Revenue	13,041 / 44,868	29%	35%	40%
Net Financial Liabilities are defined as total liabilities less financial assets (excluding equity accounted investments in Council businesses). These are expressed as a percentage of total operating revenue.				
3. Asset Sustainability Ratio				
Net Asset Renewals / Infrastructure & Asset Management Plan required expenditure	6,448 / 7,931	81%	97%	88%
Net asset renewals expenditure is defined as net capital expenditure on the renewal and replacement of existing assets, and excludes new capital expenditure on the acquisition of additional assets.				

Note 16. Uniform Presentation of Finances

$ '000	2016	2015
The following is a high level summary of both operating and capital investment activities of the Council prepared on a simplified Uniform Presentation Framework basis.		
All Councils in South Australia have agreed to summarise annual budgets and long-term financial plans on the same basis.		
The arrangements ensure that all Councils provide a common 'core' of financial information, which enables meaningful comparisons of each Council's finances.		
Income	44,868	44,293
less Expenses	(42,142)	(40,969)
Operating Surplus / (Deficit)	**2,726**	**3,324**
less **Net Outlays on Existing Assets**		
Capital Expenditure on Renewal and Replacement of Existing Assets	6,815	6,586
less Depreciation, Amortisation and Impairment	(6,897)	(6,448)
less Proceeds from Sale of Replaced Assets	(367)	(386)
Subtotal	**(449)**	**(248)**
less **Net Outlays on New and Upgraded Assets**		
Capital Expenditure on New and Upgraded Assets (including Investment Property & Real Estate Developments)	2,356	3,313
less Amounts Received Specifically for New and Upgraded Assets	(1,716)	(1,477)
Subtotal	**640**	**1,836**
Net Lending / (Borrowing) for Financial Year	**2,535**	**1,736**
Net Financial Liabilities at Beginning of Year	(15,611)	(16,410)
Net (gain) / loss Joint Ventures & Associates	(65)	(202)
Decrease / (increase) in Other	99	(735)
Net Financial Liabilities at End of Year	**(13,042)**	**(15,611)**

Note 17. Operating Leases

Council does not have any Operating Leases

Note 18. Superannuation

$ '000

The Council makes employer superannuation contributions in respect of its employees to Statewide Super (formerly Local Government Superannuation Scheme). There are two types of membership, each of which is funded differently. Permanent and contract employees of the South Australian Local Government sector with Salarylink benefits prior to 24 November 2009 have the option to contribute to the Accumulation section and/or Salarylink. All other employees (including casuals) have all contributions allocated to the Accumulation section.

Accumulation only Members

Accumulation only members receive both employer and employee contributions on a progressive basis. Employer contributions are based on a fixed percentage of ordinary time earnings in accordance with superannuation guarantee legislation (9.50% in 2015/16; 9.50% in 2014/15). No further liability accrues to the Council as the superannuation benefits accruing to employees are represented by their share of the net assets of the Fund.

Salarylink (Defined Benefit Fund) Members

Salarylink is a defined benefit scheme where the benefit payable is based on a formula determined by the member's contribution rate, number of years and level of contribution and final average salary. Council makes employer contributions to Salarylink as determined by the Fund's Trustee based on advice from the appointed Actuary. The rate is currently 6.3% (6.3% in 2014/15) of "superannuation" salary.

In addition, Council makes a separate contribution of 3% of ordinary time earnings for Salarylink members to their Accumulation account. Employees also make member contributions to the Salarylink section of the Fund. As such, assets accumulate in the Salarylink section of the Fund to meet the member's benefits, as defined in the Trust Deed, as they accrue.

The Salarylink section is a multi-employer sponsored plan. As the Salarylink section's assets and liabilities are pooled and are not allocated by each employer, and employees may transfer to another employer within the local government sector and retain membership of the Fund, the Actuary is unable to allocate benefit liabilities, assets and costs between employers. As provided by AASB 119.32(b), Council does not use defined benefit accounting for these contributions.

The most recent actuarial investigation was conducted by the Fund's actuary, A C Miller, FIAA, of Russell Employee Benefits Pty Ltd as at 30 June 2014. The Trustee has determined that the current funding arrangements are adequate for the expected Salarylink liabilities. However, future financial and economic circumstances may require changes to Council's contribution rates at some future time.

Contributions to Other Superannuation Schemes

Council also makes contributions to other superannuation schemes selected by employees under the "choice of fund" legislation. All such schemes are of the accumulation type, where the superannuation benefits accruing to the employee are represented by their share of the net assets of the scheme, and no further liability attaches to the Council.

Note 19. Interests in Other Entities

$ '000

Joint Operation - Brown Hill Keswick Creek Project

The City of Unley is party to a Memorandum of Agreement (MOA) with the Cities of Burnside, West Torrens and the Corporation of the City of Adelaide through which the councils are collaborating to develop a catchment based approach to mitigating flood risk and use of stormwater where feasible in the Brown Hill and Keswick Creek catchment. Provision exists for Mitcham Council to also execute the agreement if it chooses.

The agreement requires the Councils to establish a regional subsidiary primarily for the planning and construction of flood mitigation infrastructure of a Stormwater Management Plan for the Brown Hill Keswick Creek Catchment prepared in accordance with legislation. Prior to the establishment of the regional subsidiary, the Agreement provides for a Steering Group with representatives of each Council to continue to carry out investigations and designs identified in the Storm Water Management Plan. The City of Mitcham is also represented on this Steering Group.

Each Party is responsible for its own direct costs of the Project. The Project is jointly controlled with assets, revenue and expenses shared on the basis set out in the agreement and Stormwater Management Plan documentation. Council's share of the Project's joint assets are included in Note 7 of the financial statements. City of Unley's joint share of revenue and expenses of the Project are included in Note 2 and 3 of the financial statements, respectively.

Under the Brown Hill Keswick Creek MOA, the City of Unley acts as "Host" to the Brown Hill Keswick Creek Project, providing for the administration and coordination of the performance of the agreement including:

- arranging the preparation of documents,
- entering into agreements with third parties as directed by the Steering Group,
- keeping records,
- employment of support staff as directed by the Streering Group,
- project management,
- holding moneys contributed by the Councils and other parties and
- disbursement of payments as directed by the Steering Group.

Under Australian Accounting Standards, the City of Unley should only recognise transactions from activities it controls. It is considered that the City of Unley does not control the Brown Hill Keswick Creek Project. Therefore City of Unley does not recognise the payments made on behalf of Brown Hill Keswick Creek nor the contributions received from other Councils in its role as Host in its Statement of Comprehensive Statement or Statement of Financial Position.

Equity Accounted Council Business - Centennial Park

Within the terminology of Section 43 of the Local Government Act 1999, the Centennial Park Cemetery Trust Incorporated is a joint controlling authority of the City of Unley and the City of Mitcham each having a 50% interest in the assets, liabilities and operations of the Authority. The Authority was established in the cemetery industry and no financial contributions have been made to the Authority in the financial year. The City of Unley's investment in the Authority has been accounted for under the equity method.

All joint ventures and associates are required to prepare Annual Financial Statements that comply with the SA Local Government Model Financial Statements.

Note 19. Interests in Other Entities (continued)

$ '000

	Council's Share of Net Income		Council's Share of Net Assets	
	2016	2015	2016	2015
Associates	65	202	11,037	10,977
Total	65	202	11,037	10,977

(i) JOINT VENTURES, ASSOCIATES AND JOINT OPERATIONS

(a) Carrying Amounts

Name of Entity	Principal Activity	2016	2015
Centennial Park Cemetery Authority	Cemetery Industry	11,037	10,977
Total Carrying Amounts - Joint Ventures & Associates		**11,037**	**10,977**

(b) Relevant Interests

	Interest in Operating Result		Ownership Share of Equity		Proportion of Voting Power	
Name of Entity	2016	2015	2016	2015	2016	2015
Centennial Park Cemetery Authority	50%	50%	50%	50%	50%	50%

(c) Movement in Investment in Joint Venture or Associate

	Centennial Park Cemetery Authority	
	2016	2015
Opening Balance	10,977	18,605
Share in Operating Result	65	202
Share in Other Comprehensive Income	(5)	(7,830)
Council's Equity Share in the Joint Venture or Associate	**11,037**	**10,977**

Note 19. Interests in Other Entities (continued)

$ '000

(d) Summarised Financial Information of the Equity Accounted Business

Statement of Financial Position	Centennial Park Cemetery Authority	
	2016	2015
Cash and Cash Equivalents	9,536	10,513
Other Current Assets	1,698	1,571
Non-Current Assets	27,040	26,399
Total Assets	38,274	38,483
Current Trade and Other Payables	1,391	1,712
Current Provisions	173	201
Non-Current Provisions	14,637	14,615
Total Liabilities	16,201	16,528
Net Assets	**22,073**	**21,955**

Statement of Comprehensive Income		
	2016	2015
Other Income	9,351	9,341
Interest Income	292	355
Total Income	9,643	9,696
Employee Costs	3,830	3,544
Materials, Contracts & Other Expenses	4,004	4,090
Depreciation, Amortisation and Impairment	1,639	1,635
Total Expenses	9,473	9,269
Operating Result	**170**	**427**

Contingent Liabilities of the Associate

Each Member is Jointly and Severally Liable for the Debts of the Operation
- arising from Council's Share of Associate
- arising from Joint and Several Liability of all Members

The Authority has contingent liabilities with respect to the redemption of unused licences in the event that the Authority ceases to take any business. The Burial and Cremation Act 2013 mandates the refund of unexercised licences at current prices less a provision for administration, maintenance and establishment costs. The calculation is determined in the regulations. The contingent liability as at 30 June 2016 is $11,440,797. An actual liability will only arise if a claim is made by existing licence holders in the future. Based on the Board's understanding of the experience of Cemetery operators interstate when similar legislation was introduced, it is considered that the likelihood of future claims arising which could have a significant impact on Centennial Park is remote.

Total unused licences account for approximately 7.24% of 47,280 burial licences currently issued.
Total unused licences account for approximately 7.74% of 41,258 memorial licences currently issued.
Once an interment or placement of a monument has occurred a licence cannot be redeemed.

Note 20. Non-Current Assets Held for Sale & Discontinued Operations

$ '000

Council does not have any Non-Current Assets Held for Sale or any Discontinued Operations

Note 21. Contingencies & Assets/Liabilities Not Recognised in the Balance Sheet

The following assets and liabilities do not qualify for recognition in the Balance Sheet, but knowledge & is considered relevant to the users of the financial report in making and evaluating decisions about the allocation of scarce resources.

1. LAND UNDER ROADS
As reported in the Financial Statements, Council is of the opinion that it is not possible to attribute a value sufficiently reliably for these assets to qualify for recognition, and accordingly land under roads has not been recognised in the reports. Land acquired for road purposes during the year is initially recognised at cost, but transferred to fair value at reporting date, effectively writing off the expenditure.

At reporting date, Council controlled 167.2 km of road reserves of average width 12 metres.

2. POTENTIAL INSURANCE LOSSES
Council is a multi-purpose organisation providing a large range of building, parks infrastructure, playgrounds and other facilities accessible to the public. At any time, it is likely that claims will have been made against Council that remain unsettled.

Council insures against all known insurable risks using a range of insurance policies, each of which is subject to deductable "insurance excesses", the amount of which varies according to the class of insurance.

Council has recognised the potential losses arising from claims known at reporting date based on average historical net cost (including insurance excess) of similar types of claims. Other potential claims not reported to Council may have existed at reporting date.

3. LEGAL MATTERS
Council is the planning consent authority for its area under the Development Act 1993 (as amended). Pursuant to that Act, certain persons aggrieved by a planning decision of the Council may appeal. It is normal practice that parties bear their own legal costs. At the date of these reports, Council had notice of 5 appeals against planning decisions made prior to reporting date. All known costs have been recognised, but the amount of further costs cannot be known until the appeals are determined.

Note 22. Events after the Balance Sheet Date

Events that occur after the reporting date of 30 June 2016, up to and including the date when the financial statements are "authorised for issue" have been taken into account in preparing these statements.

Council has adopted the date of receipt of the Auditors' Report as the appropriate "authorised for issue" date relating to these General Purpose Financial Statements.

Council is unaware of any material or significant "non adjusting events" that should be disclosed.

Tel: +61 8 7324 6000
Fax: +61 8 7324 6111
www.bdo.com.au

Level 7, BDO Centre
420 King William Street
Adelaide SA 5000
GPO Box 2018, Adelaide SA 5001
AUSTRALIA

INDEPENDENT AUDITOR'S REPORT
TO THE PRINCIPAL MEMBER OF THE CITY OF UNLEY

Report on the Financial Report

We have audited the accompanying financial report of the City of Unley ("the Council"), which comprises the statement of financial position as at 30 June 2016, the statement of comprehensive income, statement of changes in equity and statement of cash flows for the year then ended, notes comprising a summary of significant accounting policies and other explanatory information, and the certification of the financial statements by the Chief Executive Officer and the Principal Member of the Council.

Council's Responsibility for the Financial Report

The Council's officers are responsible for the preparation of the financial report in accordance with Australian Accounting Standards, the Local Government Act 1999 and the Local Government (Financial Management) Regulations 2011 and for such internal controls as the Council's officers determine is necessary to enable the preparation of the financial report that gives a true and fair view and is free from material misstatement, whether due to fraud or error.

Auditor's Responsibility

Our responsibility is to express an opinion on the financial report based on our audit. We conducted our audit in accordance with Australian Auditing Standards. Those standards require that we comply with relevant ethical requirements relating to audit engagements and plan and perform the audit to obtain reasonable assurance about whether the financial report is free from material misstatement.

An audit involves performing procedures to obtain audit evidence about the amounts and disclosures in the financial report. The procedures selected depend on the auditor's judgement, including the assessment of the risks of material misstatement of the financial report, whether due to fraud or error. In making those risk assessments, the auditor considers internal control relevant to the company's preparation of the financial report that gives a true and fair view in order to design audit procedures that are appropriate in the circumstances, but not for the purpose of expressing an opinion on the effectiveness of the Council's internal control. An audit also includes evaluating the appropriateness of accounting policies used and the reasonableness of accounting estimates made by the Council's officers, as well as evaluating the overall presentation of the financial report.

We believe that the audit evidence we have obtained is sufficient and appropriate to provide a basis for our audit opinion.

BDO Audit (SA) Pty Ltd ABN 33 161 379 086 is a member of a national association of independent entities which are all members of BDO (Australia) Ltd ABN 77 050 110 275, an Australian company limited by guarantee. BDO Audit (SA) Pty Ltd and BDO (Australia) Ltd are members of BDO International Ltd, a UK company limited by guarantee, and form part of the international BDO network of independent member firms. Liability limited by a scheme approved under Professional Standards Legislation (other than for the acts or omissions of financial services licensees) in each State or Territory other than Tasmania.

Opinion

In our opinion the financial report of the City of Unley presents fairly, in all material respects, the Council's financial position as at 30 June 2016 and its financial performance for the year ended on that date in accordance with Australian Accounting Standards, the Local Government Act 1999 and the Local Government (Financial Management) Regulations 2011.

BDO

BDO Audit (SA) Pty Ltd

G K Edwards
Director

Adelaide, 27 October 2016

Tel: +61 8 7324 6000
Fax: +61 8 7324 6111
www.bdo.com.au

Level 7, BDO Centre
420 King William St
Adelaide SA 5000
GPO Box 2018, Adelaide SA 5001
AUSTRALIA

INDEPENDENT ASSURANCE REPORT
ON THE INTERNAL CONTROLS OF THE CITY OF UNLEY

We have audited the compliance of City of Unley (the Council) with the requirements of Section 125 of the *Local Government Act 1999* in relation only to the Internal Controls established by the Council to ensure that financial transactions relating to the receipt, expenditure and investment of money, acquisition and disposal of property and incurring of liabilities for the period 1 July 2015 to 30 June 2016 have been conducted properly and in accordance with law.

The Council's Responsibility for the Internal Controls

The Council is responsible for implementing and maintaining an adequate system of internal controls, in accordance with Section 125 of the *Local Government Act 1999* in relation to Internal Controls to ensure that the receipt, expenditure and investment of money, the acquisition and disposal of property, and incurring of liabilities have been conducted properly and in accordance with law.

Our Responsibility

Our responsibility is to express a conclusion on the Council's compliance with Section 125 of the *Local Government Act 1999* in relation only to the Internal Controls established by the Council to ensure that financial transactions relating to the receipt, expenditure and investment of money, acquisition and disposal of property and incurring of liabilities have been conducted properly and in accordance with law in all material respects,. Our engagement has been conducted in accordance with applicable Australian Standards on Assurance Engagements ASAE 3100 Compliance Engagements, issued by the Australian Auditing and Assurance Standards Board, in order to provide reasonable assurance that, the Council has complied with Section 125 of the *Local Government Act 1999* in relation only to the Internal Controls specified above for the period 1 July 2015 to 30 June 2016. ASAE 3100 also requires us to comply with the relevant ethical requirements of the Australian professional accounting bodies. Our procedures included assessing the controls of the Council based on the criteria in the Better Practice Model—Internal Financial Controls, specifically:

1. Obtaining an understanding of controls in relation to the receipt, expenditure and investment of money, the acquisition and disposal of property and the incurring of liabilities
2. Evaluating management's assessment of these controls
3. Assessing the risk that a material weakness exists
4. Testing and evaluating the design and implementation of controls on a sample basis based on the assessed risk

These procedures have been undertaken to form a conclusion as to whether the Council has complied in all material respects, with the Section 125 of the *Local Government Act 1999* in relation only to the Internal Controls established by the Council to ensure that financial transactions relating to the receipt, expenditure and investment of money, acquisition and disposal of property and incurring of liabilities have been conducted properly and in accordance with law, for the period 1 July 2015 to 30 June 2016.

BDO Audit (SA) Pty Ltd ABN 33 161 379 086 is a member of a national association of independent entities which are all members of BDO (Australia) Ltd ABN 77 050 110 275, an Australian company limited by guarantee. BDO Audit (SA) Pty Ltd and BDO (Australia) Ltd are members of BDO International Ltd, a UK company limited by guarantee, and form part of the international BDO network of independent member firms. Liability limited by a scheme approved under Professional Standards Legislation (other than for the acts or omissions of financial services licensees).

Inherent Limitations

Because of the inherent limitations of any compliance procedure, it is possible that fraud, error or non-compliance may occur and not be detected. A reasonable assurance engagement is not designed to detect all instances of non-compliance with Section 125 of the *Local Government Act 1999* in relation to the Internal Controls specified above, as the engagement is not performed continuously throughout the period and the procedures performed in respect of compliance with Section 125 of the *Local Government Act 1999* in relation to the Internal Controls specified above are undertaken on a test basis.

The conclusion expressed in this report has been formed on the above basis.

Independence

In conducting our engagement, we have complied with the independence requirements of the Australian professional accounting bodies.

Conclusion

In our opinion, the Council has complied, in all material respects, with Section 125 of the *Local Government Act 1999* in relation to Internal Controls established by the Council in relation to the receipt, expenditure and investment of money, acquisition and disposal of property and incurring of liabilities have been conducted properly and in accordance with law for the period 1 July 2015 to 30 June 2016.

BDO Audit (SA) Pty Ltd

G K Edwards
Director

Adelaide, 27 October 2016

The City of Unley

General Purpose Financial Statements
for the year ended 30 June 2016

Certification of Auditor Independence

To the best of our knowledge and belief, we confirm that, for the purpose of the audit of The City of Unley for the year ended 30 June 2016, the Council's Auditor, BDO has maintained its independence in accordance with the requirements of the *Local Government Act 1999* and the *Local Government (Financial Management) Regulations 2011* made under that Act

This statement is prepared in accordance with the requirements of Regulation 22(3) *Local Government (Financial Management) Regulations 2011.*

Peter Tsokas
CHIEF EXECUTIVE OFFICER

John Rawson
PRESIDING MEMBER, AUDIT & GOVERNANCE COMMITTEE

Date: 24 October 2016

Tel: +61 8 7324 6000
Fax: +61 8 7324 6111
www.bdo.com.au

Level 7, BDO Centre
420 King William Street
Adelaide SA 5000
GPO Box 2018, Adelaide SA 5001
AUSTRALIA

CERTIFICATION OF AUDITOR INDEPENDENCE

I confirm that, for the audit of the financial statements of the City of Unley for the year ended 30 June 2016, I have maintained my independence in accordance with the requirements of APES 110 - Code of Ethics for Professional Accountants, Section 290, published by the Accounting Professional and Ethical Standards Board, in accordance with the Local Government Act 1999 and the Local Government (Financial Management) Regulations 2011 made under that Act.

This statement is prepared in accordance with the requirements of Regulation 22 (5) Local Government (Financial Management) Regulations 2011.

BDO Audit (SA) Pty Ltd

G K Edwards
Director

Adelaide, 27 October 2016

BDO Audit (SA) Pty Ltd ABN 33 161 379 086 is a member of a national association of independent entities which are all members of BDO (Australia) Ltd ABN 77 050 110 275, an Australian company limited by guarantee. BDO Audit (SA) Pty Ltd and BDO (Australia) Ltd are members of BDO International Ltd, a UK company limited by guarantee, and form part of the international BDO network of independent member firms. Liability limited by a scheme approved under Professional Standards Legislation (other than for the acts or omissions of financial services licensees) in each State or Territory other than Tasmania.

Audited 2015-16 Financial Results Compared to Budget

The City of Unley

Statement of Comprehensive Income

as at 30 June 2016

$ '000	Actuals	Budget	Variance	Note
Income				
Rates Revenues	37,510	37,584	(74)	
Statutory Charges	1,297	1,370	(73)	
User Charges	1,645	1,688	(43)	
Grants, Subsidies and Contributions	3,053	3,044	9	
Investment Income	10	12	(2)	
Reimbursements	448	190	258	A
Other Income	840	773	67	
Net Gain - Equity Accounted Council Businesses	65	242	(177)	B
Total Income	**44,868**	**44,903**	**(35)**	
Expenses				
Employee Costs	16,663	16,870	207	
Materials, Contracts & Other Expenses	18,149	18,852	703	C
Depreciation, Amortisation & Impairment	6,897	6,682	(215)	
Finance Costs	433	620	187	D
Total Expenses	**42,142**	**43,024**	**881**	
Operating Surplus / (Deficit)	2,726	1,878	847	
Asset Disposal & Fair Value Adjustments	(51)	(132)	81	
Amounts Received Specifically for New or Upgraded Assets	1,716	380	1,336	E
Net Surplus / (Deficit) [1]	4,391	2,126	2,264	
Other Comprehensive Income				
Amounts which will not be reclassified subsequently to operating result				
Changes in Revaluation Surplus - I,PP&E	847	-	847	F
Share of Other Comprehensive Income - Equity Accounted Council Businesses	(5)	-	(5)	
Total Other Comprehensive Income	**842**	**-**	**842**	
Total Comprehensive Income	5,233	2,126	3,106	

Note	Comment
A	The favourable variance in Reimbursements was largely as a result of receiving a refund of $81k for carbon tax as well as favourable variances in street sweeping of $27k, Parking Control fines recovery of $23k and reimbursement of works undertaken by Council of $66k
B	The net gain from Centennial Park was less than expected as a result of reduced sales and investment income.
C	The larger favourable variances included Waste $297k, Power $165k , IT software maintenance $81k, Building maintenance $80k and Fuel $54k
D	A favourable cash flow result has resulted in less borrowings during the year which has reduced the amount of interest paid on loans and the cash advance debenture.
E	The variance relates to unbudgeted contributions from other Councils for the Brown Hill Keswick Creek - Ridge Park Project.
F	This item accounts for the net increase in the Recycled Water asset revaluation undertaken by Council. These revaluations are not budgeted for.

Audited 2015-16 Financial Results Compared to Budget

The City of Unley

Statement of Financial Position

as at 30 June 2016

$ '000	Actuals	Budget	Variance	Note
ASSETS				
Current Assets				
Cash and Cash Equivalents	217	300	(83)	A
Trade & Other Receivables	4,172	2,241	1,931	B
Other Financial Assets	11	18	(7)	
Total Current Assets	**4,400**	**2,559**	**1,841**	
Non-Current Assets				
Financial Assets	30	21	9	
Equity Accounted Investments in Council Businesses	11,037	11,219	(182)	
Infrastructure, Property, Plant & Equipment	560,503	562,650	(2,147)	
Total Non-Current Assets	**571,570**	**573,890**	**(2,320)**	
TOTAL ASSETS	575,970	576,449	(479)	
LIABILITIES				
Current Liabilities				
Trade & Other Payables	7,012	5,042	(1,970)	C
Borrowings	3,185	5,141	1,956	A
Provisions	2,012	1,806	(206)	
Total Current Liabilities	**12,209**	**11,989**	**(220)**	
Non-Current Liabilities				
Borrowings	4,448	8,312	3,864	A
Provisions	606	575	(31)	
Other Non-Current Liabilities	208	181	(27)	
Total Non-Current Liabilities	**5,262**	**9,068**	**3,806**	
TOTAL LIABILITIES	17,471	21,057	3,586	
Net Assets	558,499	555,392	3,107	
EQUITY				
Accumulated Surplus	131,042	128,782	2,260	
Asset Revaluation Reserves	427,457	426,610	847	
Total Council Equity	558,499	555,392	3,107	

Note	Comment
A	Both operational and capital cash flows were favourable to budget for the year resulting in a lower balance for the Cash Advance Facility and no requirement to access new borrowings within the financial year.
B	An increase in prepayments largely related to workers compensation and insurance premiums for 2016-17 and the raising of invoices to other BHKC Councils late in the financial year has resulted in an increase in trade receivables compared to budget.
C	A large amount of invoices received on or before 30 June have increased the Trade Payables above budget

Audited 2015-16 Financial Results Compared to Budget

The City of Unley

Financial Indicators

as at 30 June 2016

$ '000	Actuals	Budget	Variance	Note
These Financial Indicators have been calculated in accordance with *Information paper 9 - Local Government Financial Indicators* prepared as part of the LGA Financial Sustainability Program for the Local Government Association of South Australia.				
1. Operating Surplus Ratio	6%	4%	2%	A
Operating Surplus / Total Operating Revenue				
This ratio expresses the operating surplus as a percentage of Total Operating Revenue.				
1a. Adjusted Operating Surplus Ratio	7%	4%	3%	A
In recent years the Federal Government has made advance payments prior to 30th June from future year allocations of financial assistance grants, as explained in Note 1. The Adjusted Operating Surplus Ratio adjusts for the resulting distortion in the disclosed operating result for each year.				
2. Net Financial Liabilities Ratio	29%	41%	(12%)	B
Net Financial Liabilities / Total Operating Revenue				
Net Financial Liabilities are defined as total liabilities less financial assets (excluding equity accounted investments in Council businesses). These are expressed as a percentage of total operating revenue.				
3. Asset Sustainability Ratio	81%	110%	(29%)	C
Net Asset Renewals / Infrastructure & Asset Management Plan required expenditure				
Net asset renewals expenditure is defined as net capital expenditure on the renewal and replacement of existing assets, and excludes new capital expenditure on the acquisition of additional assets.				

Note	Comment
A	The operating surplus result was better than expected due to lower than budgeted employee costs, waste, power, maintenance and fuel costs as well as finance charges.
B	The reduction in borrowing and improved cash position, as a result of the favourable operating surplus result and a number of capital projects that have been carried forward to 2016-2017, have resulted in a better than expected net financial liabilities ratio at 30 June 2016.
C	Variance in ratio relates to 2 elements, namely $1m savings in the replacement program as well as $1.2m of the replacement program carried forward to the 2016-17 financial year.

Centennial Park
Cemetery Authority

Telephone 08 8276 6011
Facsimile 08 8275 2266
enquiry@centpark.org.au
www.centennialpark.org
760 Goodwood Road
Pasadena SA 5042

30th August 2016

Mr Peter Tsokas
Chief Executive Officer
City of Unley
PO Box 1
UNLEY SA 5061

Dear Peter,

Annual Accounts for the year ended 30 June 2016

Please find enclosed the Audited Annual Accounts for the year ended 30 June 2016.

The following information is provided in order to assist your reading of these accounts.

- The Income Statement for the year reveals an operating surplus of $129,349 compared to $404,957 for the previous year. It should be noted that there was no movement in the Future Upkeep Provision during the current financial year compared to a debit to the operating surplus of $146,000 in the prior year. The Board this year resolved to maintain the Provision as at the 2014 – 2015 level.

- A Liability Guarantee payment has been made to the Constituent Councils. As a comparison, without this payment the reported surplus would be $542,560 for 2015 – 2016, compared to $796,595 for the prior year. This is a 32% decrease in the underlying result from one year to the next.

- Total revenue decreased by less than 1% ($9,642,568 compared to $9,696,374 prior year). Trading income was slightly higher than in the previous year; however, this was more than offset by the decline in investment income due to further falls in interest rates.

Should you have any questions on this matter, please do not hesitate to contact me.

Yours sincerely

Janet Miller
Chief Executive Officer

Subject: Enc. Annual Accounts Centennial Park
Property/Street
Application No.
Doc. No. 01 SEP 2016 Class. ALLING
For Info/Action C. Goreland

centennial park

ANNUAL ACCOUNTS

FOR THE YEAR ENDED

30TH JUNE 2016

Centennial Park Cemetery Authority

760 Goodwood Road, Pasadena, South Australia 5042

Telephone: (08) 8276 6011 – Facsimile: (08) 8275 2266

Email: enquiry@centpark.org.au

Website: www.centennialpark.org.au

Centennial Park Cemetery Authority

General Purpose Financial Reports
for the year ended 30 June 2016

TABLE OF CONTENTS

	Page
Certificate of Financial Statements	
Principal Financial Statements	
Statement of Comprehensive Income	1
Statement of Financial Position	2
Statement of Changes in Equity	3
Statement of Cash Flows	4
Notes to, and forming part of, the Principal Financial Statements	
Note 1 - Significant Accounting Policies	N1
Note 2 - Income	N8
Note 3 - Expenses	N9
Note 4 - Asset Disposal & Fair Value Adjustments	N11
Note 5 - Current Assets	N12
Note 6 - Non-Current Assets	N13
Note 7 - Infrastructure, Property, Plant & Equipment & Investment Property	N14
Note 8 - Liabilities	N19
Note 9 - Reserves	N20
Note 10 - Reconciliation of Cash Flow Statement	N21
Note 11 - Financial Instruments	N22
Note 12 - Expenditure Commitments	N25
Note 13 - Financial Indicators	N26
Note 14 - Uniform Presentation of Finances	N27
Note 15 - Superannuation	N28
Note 16 - Contributed Equity	N29
Note 17 - Assets & Liabilities not Recognised	N30
Note 18 - Future Commitments	N31
Note 19 - Segment Reporting	N32
Note 20 - Related Party Transactions	N33
Audit Report - Financial Statements	
Authority Certificate of Audit Independence	
Audit Certificate of Audit Independence	

CENTENNIAL PARK CEMETERY AUTHORITY

ANNUAL FINANCIAL STATEMENTS
FOR THE YEAR ENDED 30 June 2016

CERTIFICATION OF FINANCIAL STATEMENTS

We have been authorised by the Centennial Park Cemetery Authority to certify the financial statements in their final form. In our opinion:

- The accompanying financial statements comply with the *Local Government Act 1999, Local Government (Financial Management) Regulations 2011* and the Australian Accounting Standards.

- The financial statements present a true and fair view of the Authority's financial position at 30 June 2015 and the results of its operations and cash flows for the financial year.

- Internal controls implemented by the Authority provide a reasonable assurance that the Authority's financial records are complete, accurate and reliable and were effective throughout the financial year.

- The financial statements accurately reflect the Authority's accounting and other records.

Janet Miller
CHIEF EXECUTIVE OFFICER

Stephen Hains
CHAIR OF THE BOARD

Dated this 25th day of August 2016

Centennial Park Cemetery Authority

STATEMENT OF COMPREHENSIVE INCOME
for the year ended 30 June 2016

	Notes	2016 $	2015 $
INCOME			
User charges - Sales	2	**9,350,477**	9,341,520
Investment income	2	**292,091**	354,854
Total Income		**9,642,568**	9,696,374
EXPENSES			
Employee costs	3	**3,830,297**	3,544,096
Materials, contracts & other expenses	3	**4,003,615**	4,090,295
Depreciation, amortisation & impairment	3	**1,639,020**	1,634,885
Total Expenses		**9,472,931**	9,269,277
OPERATING SURPLUS / (DEFICIT)		**169,636**	427,097
Net gain (loss) on disposal or revaluation of assets	4	(40,287)	(22,140)
NET SURPLUS / (DEFICIT)		**129,349**	404,957
Other Comprehensive Income			
Amounts which will not be reclassified subsequently to operating result.			
Changes in revaluation surplus	7		(15,617,460)
Total Other Comprehensive Income		-	(15,617,460)
TOTAL COMPREHENSIVE INCOME		**129,349**	(15,212,503)

This Statement is to be read in conjunction with the attached Notes.

Centennial Park Cemetery Authority

STATEMENT OF FINANCIAL POSITION
as at 30 June 2016

	Notes	2016 $	2015 $
ASSETS			
Current Assets			
Cash and cash equivalents	5	**9,536,493**	10,512,953
Trade & other receivables	5	**937,899**	789,783
Inventories	5	**759,941**	781,144
Total Current Assets		**11,234,333**	12,083,880
Non-current Assets			
Infrastructure, Property, Plant & Equipment	7	**26,307,719**	25,638,844
Other Non-current Assets	6	**731,684**	760,625
Total Non-current Assets		**27,039,403**	26,399,469
Total Assets		**38,273,736**	38,483,349
LIABILITIES			
Current Liabilities			
Trade & Other Payables	8	**1,391,415**	1,712,274
Provisions	8	**172,736**	201,198
Total Current Liabilities		**1,564,151**	1,913,472
Non-current Liabilities			
Provisions	8	**14,636,507**	14,614,974
Total Non-current Liabilities		**14,636,507**	14,614,974
Total Liabilities		**16,200,658**	16,528,446
NET ASSETS		**22,073,078**	21,954,903
EQUITY			
Contributed Equity	16	**48,702**	48,702
Accumulated Surplus		**7,633,085**	7,489,072
Asset Revaluation Reserve	9	**14,360,522**	14,375,186
Other Reserves	9	**30,769**	41,943
TOTAL EQUITY		**22,073,078**	21,954,903

This Statement is to be read in conjunction with the attached Notes.

Centennial Park Cemetery Authority

STATEMENT OF CHANGES IN EQUITY
for the year ended 30 June 2016

2016	Notes	Accumulated Surplus $	Asset Revaluation Reserve $	Other Reserves $	Contributed Equity	TOTAL EQUITY $
Balance at end of previous reporting period		7,489,072	14,375,186	41,943	48,702	21,954,903
Restated opening balance		7,489,072	14,375,186	41,943	48,702	21,954,903
Net Surplus / (Deficit) for Year		129,349				129,349
Other Comprehensive Income						-
Impairment (expense) / recoupments offset to asset revaluation reserve		14,664	(14,664)	(11,174)		(11,174)
Balance at end of period		7,633,085	14,360,522	30,769	48,702	22,073,078
2015						
Balance at end of previous reporting period		7,126,655	29,992,646	41,943	48,702	37,209,946
Adjustment due to compliance with revised Accounting Standards						-
Adjustment to give effect to changed accounting policies						-
Restated opening balance		7,126,655	29,992,646	41,943	48,702	37,209,946
Net Surplus / (Deficit) for Year		404,957				404,957
Other Comprehensive Income						-
Gain on revaluation of infrastructure, property, plant & equipment			(15,617,460)			(15,617,460)
Impairment (expense) / recoupments offset to asset revaluation reserve		(42,540)				(42,540)
Balance at end of period		7,489,072	14,375,186	41,943	48,702	21,954,903

This Statement is to be read in conjunction with the attached Notes

Centennial Park Cemetery Authority

STATEMENT OF CASH FLOWS
for the year ended 30 June 2016

	Notes	2016 $	2015 $
CASH FLOWS FROM OPERATING ACTIVITIES			
Receipts			
Operating receipts		**10,288,806**	10,228,316
Investment receipts		**292,091**	354,854
Payments			
Operating payments to suppliers & employees		**(9,226,942)**	(8,287,788)
Net Cash provided by (or used in) Operating Activities		**1,353,955**	2,295,382
CASH FLOWS FROM INVESTING ACTIVITIES			
Receipts			
Amounts specifically for new or upgraded assets		**-**	-
Sale of replaced assets		**67,740**	51,406
Payments			
Expenditure on renewal/replacement of assets		**(844,216)**	(314,808)
Expenditure on new/upgraded assets	14	**(1,553,939)**	(2,158,300)
Net Cash provided by (or used in) Investing Activities		**(2,330,415)**	(2,421,702)
CASH FLOWS FROM FINANCING ACTIVITIES			
Net Cash provided by (or used in) Financing Activities		**-**	-
Net Increase (Decrease) in cash held		**(976,460)**	(126,320)
Cash & cash equivalents at beginning of period		**10,512,953**	10,639,273
Cash & cash equivalents at end of period		**9,536,493**	10,512,953

This Statement is to be read in conjunction with the attached Notes

Centennial Park Cemetery Authority

NOTES TO AND FORMING PART OF THE FINANCIAL STATEMENTS
for the year ended 30 June 2016

Note 1 - SIGNIFICANT ACCOUNTING POLICIES

The principal accounting policies adopted in the preparation of the financial report are set out below. These policies have been consistently applied to all the years presented, unless otherwise stated.

The financial report covers Centennial Park Cemetery Authority ("the Authority") as an individual entity and regional subsidiary in South Australia under the Local Government Act.

The Authority is a regional subsidiary under the Local Government Act 1999 jointly controlled by the City of Mitcham and the City of Unley.

1 Basis of Preparation

1.1 Compliance with Australian Accounting Standards

This general purpose financial report has been prepared in accordance with Australian Accounting Standards as they apply to not-for-profit entities, other authoritative pronouncements of the Australian Accounting Standards Board, Interpretations and relevant South Australian legislation.

The financial report was authorised for issue by certificate under regulation 14 of the Local Government (Financial Management) Regulations 2011 dated 25th August 2016.

1.2 Historical Cost Convention

Except where stated below, these financial statements have been prepared in accordance with the historical cost convention.

1.3 Critical Accounting Estimates

The preparation of financial statements in conformity with Australian Accounting Standards requires the use of certain critical accounting estimates, and requires management to exercise its judgement in applying the Authority's accounting policies. The areas involving a higher degree of judgement or complexity, or areas where assumptions and estimates are significant to the financial statements are specifically referred to in the relevant sections of these Notes.

The Board evaluates estimates and judgments incorporated into the financial report based on historical knowledge and best available current information. Estimates assume a reasonable expectation of future events and are based on current trends and economic data, obtained both externally and within the Authority.

Key Estimates – Future Upkeep Provision

In relation to the Future Upkeep Provision recognised in the financial statements the Board have calculated the balance on the following basis:

Current costs have been applied to an anticipated future level of service based on reduced activity at the Authority. This includes estimating reductions in administration, staffing, gardening and maintenance costs for burial and memorial maintenance.

These estimated unit costs for memorials and burials were then discounted according to the expiry year of the licence as the basis for measurement of the provision.

The underlying basis for this calculation has been adopted by the Board and included in the Future Upkeep Provision Policy which is reviewed annually.

1.4 Rounding

All amounts in the financial statements have been rounded to the nearest dollar.

NOTES TO AND FORMING PART OF THE FINANCIAL STATEMENTS
for the year ended 30 June 2016

Note 1 - Significant Accounting Policies (cont)

2 The Reporting Entity

The Centennial Park Cemetery Authority is established under the SA Local Government Act 1999 and has its principal place of business at 760 Goodwood Road, Pasadena.

The principal activities relating to the Authority's functions are:

Provision of cremation, cemetery, chapel services and memorial garden facilities.

3 Income recognition

Income is measured at the fair value of the consideration received or receivable. Income is recognised when the Authority obtains control over the assets comprising the income, or when the amount due constitutes an enforceable debt, whichever first occurs.

All revenue is recognised when the transaction is completed. Cremation, burial interment and monumental permit fees are recognised when the service is performed. Plaque and base sales are recognised when payment is received. Cemetery and memorial interment right fees are regarded as the sale of the right of interment to the purchaser. The transaction is considered complete once the right of interment is granted and does not constitute a rental agreement. Interest revenue is recognised on a proportional basis taking into account the interest rates applicable to the financial assets. All revenue is stated net of the amount of goods and services tax (GST).

4 Cash, Cash Equivalents and other Financial Instruments

Cash Assets include all amounts readily convertible to cash on hand at the Authority's option with an insignificant risk of changes in value with a maturity of three months or less from the date of acquisition.

All receivables are reviewed as at the reporting date and adequate allowance made for amounts the receipt of which is considered doubtful. As at 30th June 2016 there were no doubtful debts (2015: $0.00).

All financial instruments are recognised at fair value at the date of recognition. A detailed statement of the accounting policies applied to financial instruments forms part of Note 11.

5 Inventories

All inventories are valued at the lower of cost or net realisable value. Costs are assigned on a specific identification basis and include costs and appropriate overheads if any.

6 Infrastructure, Property, Plant & Equipment

6.1 Initial Recognition

All assets are initially recognised at cost. Cost is determined as the fair value of the assets given as consideration plus costs incidental to the acquisition, including architects' fees and engineering design fees and all other costs incurred. For assets acquired at no cost or for nominal consideration, cost is determined as fair value at the date of acquisition. Fair value is based on the exit price for an identical item likely to be achieved in an active market by a willing but not anxious seller.

Capital works still in progress at balance date are recognised as other non-current assets and transferred to infrastructure, property, plant & equipment when completed and ready for use.

6.2 Materiality

The current policy is to expense all capital items less than $1,000.

Note 1 - Significant Accounting Policies (cont)

6.3 Subsequent Recognition

Certain asset classes are revalued on a regular basis such that the carrying values are not materially different from fair value. Significant uncertainties exist in the estimation of fair value for a number of asset classes including land, buildings and other structures and infrastructure. For infrastructure and other asset classes where no active market exists, fair value is determined to be the current replacement cost of an asset less, where applicable, accumulated depreciation calculated on the basis of such cost to reflect the already consumed or expired future economic benefits of the asset. Further detail of these uncertainties and of existing valuations, methods and valuers are provided at Note 7.

6.4 Depreciation of Non-Current Assets

Other than land, all infrastructure, property, plant and equipment assets recognised are systematically depreciated over their useful lives on a straight-line basis which, in the opinion of the Authority, best reflects the consumption of the service potential embodied in those assets.

Major depreciation periods for each class of asset are shown below. Depreciation periods for infrastructure assets have been estimated based on the best information available to the Authority, but appropriate records covering the entire life cycle of some of these assets are not available, and extreme care should be used in interpreting financial information based on these estimates.

Plant, Furniture & Equipment	
Plant & Equipment	2.5 to 10 years
Building & Other Structures	
Buildings	20 to 70 years
Other Structures	5 to 25 years
Infrastructure	
Infrastructure	12 to 100 years
Other Assets	
Motor Vehicles	4 to 10 years

6.5 Impairment

Assets that have an indefinite useful life are not subject to depreciation and are reviewed annually for impairment. Assets that are subject to depreciation are reviewed for impairment whenever events or changes in circumstances indicate that the carrying amount may not be recoverable. An impairment loss is recognised for the amount by which the asset's carrying amount exceeds its recoverable amount (which is the higher of the present value of future cash outflows or value in use).

For assets whose future economic benefits are not dependent on the ability to generate cash flows, and where the future economic benefits would be replaced if the Authority were deprived thereof, the value in use is the depreciated replacement cost. In assessing impairment for these assets, a rebuttable assumption is made that the current replacement cost exceeds the original cost of acquisition.

Where an asset that has been revalued is subsequently impaired, the impairment is first offset against such amount as stands to the credit of that class of assets in the Asset Revaluation Reserve, any excess being recognised being recognised as an expense.

Land used for cemetery purposes, or is zoned for cemetery purposes, is a restricted asset and is considered to be impaired. In May 2015, the Board of Management of Centennial Park Cemetery Authority resolved that land, as revalued, be impaired by 90% due to the level of identified costs associated with the remedial work required prior to disposal of cemetery land.

7 Payables

7.1 Goods & Services

Creditors are amounts due to external parties for the supply of goods and services and are recognised as liabilities when the goods and services are received. Creditors are normally paid within 30 days after the month of invoice. No interest is payable on these amounts.

Note 1 - Significant Accounting Policies (cont)

7.2 Payments Received in Advance & Deposits

Amounts received from external parties in advance of service delivery are recognised as liabilities until the service is delivered, or the amount is refunded as the case may be.

8 Employee Benefits

8.1 Salaries, Wages & Compensated Absences

Liabilities for employees' entitlements to salaries, wages and compensated absences expected to be paid or settled within 12 months of reporting date are accrued at nominal amounts (including payroll based on costs) measured in accordance with AASB 119.

Liabilities for employee benefits not expected to be paid or settled within 12 months are measured as the present value of the estimated future cash outflows (including payroll based on costs) to be made in respect of services provided by employees up to the reporting date.

No accrual is made for sick leave as the Authority experience indicates that, on average, sick leave taken in each reporting period is less than the entitlement accruing in that period, and this experience is expected to recur in future reporting periods. The Authority does not make payment for untaken sick leave.

Present values are calculated using the 10 year government bond rate of 1.95% (2015: 3.02%)

8.2 Superannuation

The Authority makes employer superannuation contributions in respect of its employees to Statewide Superannuation Scheme (the Scheme), and other superannuation schemes selected by employees under the "choice of fund" legislation. The Scheme has two types of membership, each of which is funded differently.

Accumulation Fund Members

The accumulation fund receives both employer and employee contributions on a progressive basis. Employer contributions are normally based on a fixed percentage of employee earnings in accordance with the Superannuation Guarantee Legislation (9.50% in 2015/16; 9.50% in 2014/15). No further liability accrues to the employer as the superannuation benefits accruing to employees are represented by their share of the net assets of the Fund.

Defined Benefit Members

The Authority makes employer contributions to the defined benefits categories of the Scheme at rates determined by the Scheme's Trustee. The rate is currently 6.3% (6.3% in 2014/2015) of superannuation salary. Employees also make member contributions to the Fund. As such, assets accumulate in the Fund to meet the member's benefits, as defined in the Trust Deed, as they accrue.

The Fund's Defined Benefit Plan is a multi-employer sponsored plan. As the Fund's assets and liabilities are pooled and are not allocated by employer, the Actuary is unable to allocate benefit liabilities, assets and costs between employers. As provided by AASB 119.32(b), the Authority does not use defined benefit accounting for these contributions.

9 Leases

Lease arrangements have been accounted for in accordance with Australian Accounting Standard AASB 117. Lease payments are charged to expense over the lease term.

10 GST Implications

In accordance with UIG Abstract 1031 "Accounting for the Goods & Services Tax" Receivables and Creditors include GST receivable and payable. Except in relation to input taxed activities, revenues and operating expenditures exclude GST receivable and payable. Non-current assets and capital expenditures include GST net of any recoupment. Amounts included in the Statement of Cash Flows are disclosed on a gross basis.

Note 1 - Significant Accounting Policies (cont)

Revenues, expenses and assets are recognised net of the amount of goods and services tax (GST), except where the amount of GST incurred is not recoverable from the Australian Taxation Office (ATO). In these circumstances, the GST is recognised as part of the cost of acquisition of the asset or as part of the item of expense.

11 Comparative Information

Comparative information has been reclassified to be consistent with the current year disclosure of equivalent information in accordance with AASB 101.

12 Future Upkeep Provision

Interment Rights issued for memorial and grave positions have a term of 30 and 50 years respectively, or perpetuity. Renewed grave positions have a term of 25 years. Interment Rights can be extended in five year increments. Interment Right holders have an expectation that the Park environs will be maintained to an appropriate standard for the interment right period. The Authority considers this to be a constructive obligation.

In accordance with AASB 137 "Provisions, Contingent Liabilities and Contingent Assets" a provision is recognised when there is a legal or constructive obligation as a result of a past event and it is probable that a future sacrifice of economic benefits will be required and that outflow can be reliably measured.

If the effect is material, a provision is determined by discounting the expected future cash flows required to settle the obligation at a rate that reflects current market assessments of the time value of money. The amount of the obligation is based on an independent actuarial calculation of current constructive obligations, technology and price levels. The provision is recognised fully in the financial statements on the basis of this calculation.

Actual outflows can differ from estimates due to changes in laws, regulations, public expectations, technology, prices and conditions and can take place many years in the future. The carrying value of the provision is regularly reviewed and adjusted to take into account such change.

In general, the further into the future that a cash outflow for a liability is expected to occur, the greater the degree of uncertainty around the amount and timing of that cash outflow.

A change in the estimate of a recognised provision or liability would result in a charge or credit to the Statement of Comprehensive Income, in the period in which the change occurs.

13 Payments to Constituent Councils

A Liability Guarantee fee of $413,211 was paid to the Constituent Councils (2015 Liability Guarantee $391,638).

14 Income Tax

Centennial Park is exempt from Income Tax by virtue of it satisfying the provisions of section 24AR of the Income Tax Assessment Act 1936 so as to constitute a State/Territory body (an STB).

15 Financial Instruments

15.1 Recognition

Financial instruments are initially measured at cost on trade date, which includes transaction costs, when the related contractual rights or obligations exist. Subsequent to initial recognition these instruments are measured as set out below.

15.2 Financial Assets at fair value through profit and loss

A financial asset is classified in this category if acquired principally for the purpose of selling in the short-term or if so designated by management. Derivatives are also categorised as held for trading unless they are designated as hedges. Realised and unrealised gains and losses arising from changes in the fair value of these assets are included in the income statement in the period in which they arise.

Note 1 - Significant Accounting Policies (cont)

15.3 Loans and Receivables

Loans and receivables are non-derivative financial assets with fixed or determinable payments that are not quoted in an active market and are stated at amortised cost using the effective interest rate method.

15.4 Held-to-maturity investments

These investments have fixed maturities, and it is the Authority's intention to hold these investments to maturity. Any held-to-maturity investments held by the Authority are stated at amortised cost using the effective interest rate method.

16 New Accounting Standards

Certain new accounting standards and UIG interpretations have been published that are not mandatory, and have not been adopted, for the 30 June 2016 reporting period.

AASB	Title
9	Financial Instruments
15	Revenue from Contracts with Customers
16	Leases
2014-5	Amendments to Australian Accounting Standards arising from AASB 15
2014-7	Amendments to Australian Accounting Standards arising from AASB 9
2014-8	Amendments to Australian Accounting Standards arising from AASB 9 (December 2014) - Application of AASB 9 (December 2009) and AASB 9 (December 2010)
2015-2	Amendments to Australian Accounting Standards – Disclosure Initiative: Amendments to AASB 101
2015-6	Amendments to Australian Accounting Standards – Extending Related Party Disclosures to Not-for-Profit Public Sector Entities
2015-8	Amendments to Australian Accounting Standards – Effective Date of AASB 15
2015-9	Amendments to Australian Accounting Standards – Scope and Application Paragraphs (AASB 8, AASB 133 & AASB 1057)
2015-10	Amendments to Australian Accounting Standards – Effective Date of Amendments to AASB 10 and AASB 128
2016-2	Amendments to Australian Accounting Standards – Disclosure Initiative: Amendments to AASB 107
2016-3	Amendments to Australian Accounting Standards – Clarifications to AASB 15

The Authority is of the view that none of the above new standards or interpretations will affect any of the amounts recognised in these financial statements.

17 Early Adoption AASB 13 Fair Value Measurement

The Authority has elected to early adopt the amendments to AASB 13 *Fair Value Measurement* for the annual reporting period commencing 1 July 2014. The amendments provide relief for not-for-profit public sector entities from making certain specified disclosures about the fair value measurement of assets within the scope of AASB 116 *Property Plant and Equipment* which are primarily held for their current service potential rather than to generate future net cash flows.

The amendments are mandatory for the annual reporting periods commencing on or after 1 July 2016.

As a result of early adopting, the Authority is no longer required to disclose the following information:

- for recurring and non-recurring fair value measurements categorised within Level 3 of the fair value hierarchy, quantitative information about the significant unobservable inputs used in the fair value measurements;

- for recurring fair value measurements categorised within Level 3 of the fair value hierarchy, the amount of total gains and losses for the period included in profit or loss that is attributable to the change in unrealised gains or losses relating to the assets held at the end of the reporting period, and then line item(s) in profit or loss in which those unrealised gains or losses are recognised; and

Note 1 - Significant Accounting Policies (cont)

- for recurring fair value measurement categorised within Level 3 of the fair value hierarchy, a narrative description of the sensitivity of the fair value measurement to changes in unobservable inputs if a change in these inputs to a different amount might result in a significantly higher or lower fair value measurement. Where there are interrelationships between those inputs and other unobservable inputs used in the fair value measurement, the disclosure of a description of those interrelationships and of how they might magnify or mitigate the effect of changes in the unobservable inputs of the fair value measurement.

Centennial Park Cemetery Authority

NOTES TO AND FORMING PART OF THE FINANCIAL STATEMENTS
for the year ended 30 June 2016

Note 2 - INCOME

	Notes	2016 $	2015 $
USER CHARGES - SALES			
Cremation Fees		**1,355,405**	1,405,019
Burial Fees		**1,453,676**	1,395,169
Monument Permit Fees		**184,203**	187,607
Cemetery Interment Right Fees		**2,281,613**	2,141,105
Memorial Interment Right Fees		**1,978,213**	1,930,825
Memorial Fees - Other		**283,528**	304,639
Vault Sales		**70,182**	114,546
Chapel Catering Fees		**131,320**	122,377
Chapel Hire Fees		**965,593**	1,067,256
Plaque & Base Sales		**616,763**	636,766
Sales - general		**3,431**	2,289
Sundry		**26,551**	33,923
		9,350,477	9,341,520
INVESTMENT INCOME			
Interest on investments			
Local Government Finance Authority		**71,835**	163,439
Banks & other		**220,256**	191,415
		292,091	354,854

Centennial Park Cemetery Authority

NOTES TO AND FORMING PART OF THE FINANCIAL STATEMENTS for the year ended 30 June 2016

Note 3 - EXPENSES

	Notes	2016 $	2015 $
EMPLOYEE COSTS			
Salaries and Wages		**2,934,670**	2,738,502
Employee leave expense		**522,663**	442,923
Superannuation - defined contribution plan contributions	15	**345,924**	324,088
Workers' Compensation Insurance		**117,292**	74,629
Other			
Less: Capitalised and distributed costs		**(90,252)**	(36,046)
Total Operating Employee Costs		**3,830,297**	3,544,096
Total Number of Employees		***49***	*45*
(Full time equivalent at end of reporting period)			
MATERIALS, CONTRACTS & OTHER EXPENSES			
Prescribed Expenses			
Auditor's Remuneration			
- Auditing the financial reports		**15,000**	15,000
Subtotal - Prescribed Expenses		**15,000**	15,000
Other Materials, Contracts & Expenses			
Contractors		**556,128**	636,459
Energy		**201,732**	228,725
Insurance		**105,497**	113,637
Maintenance		**517,275**	541,215
Legal Expenses		**34,940**	38,067
Parts, accessories & consumables		**1,531,288**	1,341,710
Professional services		**289,736**	310,985
Sundry		**338,807**	326,858
Individually Significant Items			
- Future Upkeep Provision		**-**	146,000
- Liability Guarantee		**413,211**	391,638
Subtotal - Other Materials, Contracts & Expenses		**3,988,615**	4,075,295
		4,003,615	4,090,295
INDIVIDUALLY SIGNIFICANT ITEMS			
		413,211	*537,638*

Centennial Park Cemetery Authority

NOTES TO AND FORMING PART OF THE FINANCIAL STATEMENTS
for the year ended 30 June 2016

Note 3 - EXPENSES (cont)

	Notes	2016 $	2015 $
DEPRECIATION, AMORTISATION & IMPAIRMENT			
Depreciation			
Buildings & Other Structures		**273,999**	250,006
Infrastructure		**610,163**	582,089
Plant & Equipment		**593,102**	645,645
Other Assets		**161,756**	157,145
		1,639,020	1,634,885

Note:
There is no Amortisation.
There is no Impairment that affects the Statement of Comprehensive Income.

Centennial Park Cemetery Authority

NOTES TO AND FORMING PART OF THE FINANCIAL STATEMENTS
for the year ended 30 June 2016

Note 4 - ASSET DISPOSAL & FAIR VALUE ADJUSTMENTS

	Notes	2016 $	2015 $
INFRASTRUCTURE, PROPERTY, PLANT & EQUIPMENT			
Assets renewed or directly replaced			
Proceeds from disposal		67,740	51,406
Less: Carrying amount of assets sold		108,027	73,546
Gain (Loss) on disposal		(40,287)	(22,140)
NET GAIN (LOSS) ON DISPOSAL OR REVALUATION OF ASSETS		(40,287)	(22,140)

Centennial Park Cemetery Authority

NOTES TO AND FORMING PART OF THE FINANCIAL STATEMENTS for the year ended 30 June 2016

Note 5 - CURRENT ASSETS

	Notes	2016 $	2015 $
CASH & EQUIVALENT ASSETS			
Cash on Hand and at Bank		391,472	69,885
Deposits at Call		419,772	512,147
Short Term Deposits & Bills, etc		8,725,249	9,930,921
		9,536,493	10,512,953
TRADE & OTHER RECEIVABLES			
Accrued Revenues		76,184	11,336
Debtors - general		472,237	492,345
Prepayments & Other Receivables		389,478	286,102
Total		937,899	789,783
INVENTORIES			
Stores & Materials		67,043	73,937
Trading Stock		692,898	707,207
		759,941	781,144

Centennial Park Cemetery Authority

NOTES TO AND FORMING PART OF THE FINANCIAL STATEMENTS for the year ended 30 June 2016

Note 6 - NON-CURRENT ASSETS

	2016	2015
OTHER NON-CURRENT ASSETS		
Capital Works-in-Progress	**731,684**	760,625
	731,684	760,625

Centennial Park Cemetery Authority

NOTES TO AND FORMING PART OF THE FINANCIAL STATEMENTS
for the year ended 30 June 2016

Note 7 - INFRASTRUCTURE, PROPERTY, PLANT & EQUIPMENT

	FAIR VALUE LEVEL	2015 $ AT FAIR VALUE	2015 $ AT COST	2015 $ ACCUM DEP'N	2015 $ CARRYING AMOUNT	2016 $ AT FAIR VALUE	2016 $ AT COST	2016 $ ACCUM DEP'N	2016 $ CARRYING AMOUNT
Land	2	771,763			771,763	**771,763**			**771,763**
Land	3	1,740,000			1,740,000	**1,740,000**			**1,740,000**
Buildings & Other Structures	2	4,269,373		(179,874)	4,089,499	**4,404,846**		**(255,228)**	**4,149,618**
Buildings & Other Structures	3	9,780,270		(942,092)	8,838,178	**10,021,985**		**(1,279,097)**	**8,742,888**
Infrastructure	3	21,154,659		(12,618,225)	8,536,434	**22,548,588**		**(13,114,794)**	**9,433,794**
Plant & Equipment			2,650,637	(1,743,372)	907,265		**2,945,391**	**(2,158,558)**	**786,833**
Motor Vehicles			1,348,761	(593,056)	755,705		**1,352,850**	**(670,027)**	**682,823**
TOTAL PROPERTY, PLANT & EQUIPMENT		37,716,065	3,999,398	(16,076,619)	25,638,844	**39,487,182**	**4,298,241**	**(17,477,704)**	**26,307,719**

This Note continues on the following pages.

The Authority's policy is to recognise transfers into and out of the different fair value hierarchy levels at the date of the event or change in circumstances that cause the transfer occurred.

Centennial Park Cemetery Authority

NOTES TO AND FORMING PART OF THE FINANCIAL STATEMENTS
for the year ended 30 June 2016

Note 7 - INFRASTRUCTURE, PROPERTY, PLANT & EQUIPMENT

	Fair Value Level	2015 $	CARRYING AMOUNT MOVEMENTS DURING YEAR $									2016 $
		CARRYING AMOUNT	Additions		Disposals			Depreciation	Transfers	Adjustments	Net Revaluation	CARRYING AMOUNT
			New/Upgrade	Renewals	Sales	Gains/(Losses) in P&L	Carrying Amount					
					Level 3 Only	Level 3 Only						
Land	2	771,763										771,763
Land	3	1,740,000										1,740,000
Buildings & Other Structures	2	4,089,499	111,032					(50,913)				4,149,618
Buildings & Other Structures	3	8,838,178	261,870	4,285				(361,445)				8,742,888
Infrastructure	3	8,536,434	854,136	700,470	-	(47,083)	(47,083)	(610,163)				9,433,794
Plant & Equipment		907,265	261,601	78,235			(5,525)	(454,743)				786,833
Motor Vehicles		755,705	65,300	78,993			(55,419)	(161,756)				682,823
TOTAL INFRASTRUCTURE, PROPERTY, PLANT & EQUIPMENT		25,638,844	1,553,939	861,983	-	(47,083)	(108,027)	(1,639,020)	-	-	-	26,307,719
2015 Totals		*23,565,617*	*1,470,102*	*571,557*	-	*(6,504)*	*(73,547)*	*(1,634,885)*	-	-	*(15,660,000)*	*25,638,844*

NOTES TO AND FORMING PART OF THE FINANCIAL STATEMENTS
for the year ended 30 June 2016

Note 7 (cont) – INFRASTRUCTURE, PROPERTY, PLANT & EQUIPMENT

Valuation of Assets

Fair Value Measurement

The fair value of assets and liabilities must be estimated in accordance with various Accounting Standards for recognition and measurement requirements for disclosure purposes.

AASB 13 *Fair Value Measurement* requires all assets and liabilities measured at fair value to be assigned to a "level" in the fair value hierarchy as follows:

Level 1: Unadjusted quoted prices in active markets for identical assets or liabilities that the Authority can access at measurement date.

Level 2: Inputs other than quoted prices included within Level 1 that are observable for the asset or liability, either directly or indirectly.

Level 3: Inputs for the asset or liability that are not based on observable market data (unobservable inputs).

Classifications are reviewed at each reporting date and transfers between levels are determined based on a reassessment of the lowest level of input that is significant to fair value measurement.

Valuation techniques used to derive Level 2 and Level 3 fair values recognised in the financial statements	
The following table sets out the valuation techniques used to measure fair value within Level 2, including a description of the significant inputs used.	
Description	**Valuation approach and inputs used**
Land	Sale price comparison approach. Sales prices of comparable land in a similar location are adjusted for differences in key attributes such as land size. The valuation model is based on price per square metre.
Buildings & Other Structures	Depreciated replacement cost being the current cost to construct the asset (or its modern engineering equivalent) less an allowance for depreciation that would have accumulated since original construction. Buildings and other structures have been allocated to Level 2 where unobservable inputs do not have a significant impact on the valuation.

Note 7 – Property, Plant & Equipment (cont)

The following table sets out the valuation techniques used to measure fair value within Level 3, including details of the significant unobservable inputs used and the relationship between unobservable inputs and fair value.

Description	Valuation approach
Buildings & Other Structures	Depreciated replacement cost being the current cost to construct the asset (or its modern engineering equivalent) less an allowance for depreciation that would have accumulated since original construction.
Infrastructure	Depreciated replacement cost being the current cost to construct the asset (or its modern engineering equivalent) less an allowance for depreciation that would have accumulated since original construction.
Land	Sales price comparison with discounts based on market evidence.

Building & Other Structures and Infrastructure shown in fair value hierarchy level 2 and 3 were revalued as at 30 April 2012 by Fred Taormina B.App.Sc (Val) A.A.P.I. Certified Practising Valuer of Valcorp Aust Pty Ltd. Subsequent additions at cost have been disclosed in the respective fair value hierarchy on the basis that cost is a material representation of fair value.

Land was revalued by the Board of Management at 30 June 2015. In the course of revaluing Land, the nature of the inputs applied was reviewed in detail and where necessary the asset reassigned to the appropriate fair value hierarchy level. This revaluation incorporated the review of the discount that would be required for a market participant to acquire the land due to the identified costs associated with remedial work required prior to the disposal of cemetery land. This was revised to 10% of valuation. Such transfers take effect at the date of the revaluation.

Increases in the carrying amount arising on revaluation of land, buildings, improvements, plant, machinery and contents are credited to a revaluation reserve in equity. Decreases that offset previous increases of the same asset class are charged against fair value reserves directly in equity; all other decreases are charged to the income statement.

Land & Land Improvements

Estimated future costs of reinstatement of land, capitalised in accordance with AASB 116.16(c), are reviewed annually (see Note 1) and depreciated over the estimated remaining life of the relevant asset.

Land available for burials and memorials is a restricted asset as the Authority has issued interment rights to third parties for perpetuity and the site must be maintained for the term of the interment right.

Buildings & Other Structures

Any accumulated depreciation at the date of revaluation is eliminated against the gross carrying amount of the asset and the net amount is restated to the revalued amount of the asset.

The cost of assets constructed within the Authority includes the cost of materials, direct labour, borrowing costs and an appropriate proportion of fixed and variable overheads.

Note 7 – Property, Plant & Equipment (cont)

Subsequent costs are included in the asset's carrying amount or recognised as a separate asset, as appropriate, only when it is probable that future economic benefits associated with the item will flow to the Authority and the cost of the item can be measured reliably. All other repairs and maintenance are charged to the income statement during the financial period in which they are incurred.

Infrastructure

Any accumulated depreciation at the date of revaluation is eliminated against the gross carrying amount of the asset and the net amount is restated to the revalued amount of the asset

The cost of assets constructed within the Authority includes the cost of materials, direct labour, borrowing costs and an appropriate proportion of fixed and variable overheads.

Subsequent costs are included in the asset's carrying amount or recognised as a separate asset, as appropriate, only when it is probable that future economic benefits associated with the item will flow to the Authority and the cost of the item can be measured reliably. All other repairs and maintenance are charged to the income statement during the financial period in which they are incurred.

Plant, Furniture & Equipment

Plant and equipment is carried at cost, less any accumulated depreciation and impairment losses.

The carrying amount of plant and equipment is reviewed annually by the Board to ensure it is not in excess of the recoverable amount from these assets. The recoverable amount is assessed on the basis of the expected net cash flows that will be received from the asset's employment and subsequent disposal. The expected net cash flows have been discounted to their present values in determining recoverable amounts

All other assets

Motor vehicles are measured on the cost basis less depreciation.

Capitalisation Thresholds

All items where the purchase price is greater than $1,000 excluding GST are capitalised.

Estimated Useful Lives

The range of useful lives for the classes of assets is shown below:

Class		Useful Life
Plant, Furniture & Equipment	Plant & Equipment	2.5 to 10 years
Building & Other Structures	Buildings	20 to 70 years
	Other Structures	5 to 25 years
Infrastructure	Infrastructure	12 to 100 years
Other Assets	Motor Vehicles	4 to 10 years

Centennial Park Cemetery Authority

NOTES TO AND FORMING PART OF THE FINANCIAL STATEMENTS for the year ended 30 June 2016

Note 8 - LIABILITIES

		2016 $		2015 $	
TRADE & OTHER PAYABLES	Notes	Current	Non-current	Current	Non-current
Goods & Services		**241,091**	-	735,336	-
Payments received in advance		**246,536**	-	73,992	-
Accrued expenses - employee entitlements		**235,560**	-	249,526	-
Accrued expenses - other		**436,192**	-	432,980	-
Other		**232,036**	-	220,440	-
		1,391,415	-	1,712,274	-
PROVISIONS					
Employee entitlements (including oncosts)		**172,736**	**85,407**	201,198	69,174
Heritage Monuments Restoration			**25,100**		19,800
Other - Future Upkeep Provision			**14,526,000**		14,526,000
		172,736	**14,636,507**	201,198	14,614,974

Movements in Provisions - 2016 year only *(current & non-current)*	*Future Upkeep Provision*
Opening Balance	*14,526,000*
Increase in amounts recognised	
Closing Balance	*14,526,000*

Centennial Park Cemetery Authority

NOTES TO AND FORMING PART OF THE FINANCIAL STATEMENTS for the year ended 30 June 2016

Note 9 - RESERVES

ASSET REVALUATION RESERVE	Notes	1/07/2015	Net Increments (Decrements)	Transfers on Sale	30/06/2016
		$	$	$	$
Land		605,000		-	**605,000**
Buildings & Other Structures		6,175,088		-	**6,175,088**
Infrastructure					
- Roads, bridges, footpaths		6,338,670		(14,664)	**6,324,006**
Plant & Equipment		1,256,428		-	**1,256,428**
Total Infrastructure, Property, Plant & Equipment		14,375,186		(14,664)	**14,360,522**
TOTAL		14,375,186		(14,664)	**14,360,522**

	1/07/2014	Net Increments (Decrements)	Transfers on Sale	30/06/2015
	29,992,646	(15,617,460)	-	14,375,186
2015 Totals	29,992,646	(15,617,460)	-	14,375,186

OTHER RESERVES	1/07/2015	Transfers to Reserve	Transfers from Reserve	30/06/2016
E M M Kay	41,943	-	(11,174)	30,769
TOTAL OTHER RESERVES	41,943	-	(11,174)	30,769
2015 Totals	41,943	-	-	41,943

PURPOSES OF RESERVES

The asset revaluation reserve is used to record increments and decrements arising from changes in fair value of non-current assets and available-for-sale financial assets.

A reserve has been recognised for a bequest received from the estate of a deceased interred at the Park to maintain the site. The Board has resolved that the expenses incurred on an annual basis maintaining the site will be charged against the reserve. Interest accrued from the reserve will be absorbed in general operating revenue to offset the administration of the same. During Financial Year 2015 - 2016 the interment right for E M M Kay was converted to perpetuity and costs offset against the reserve.

Centennial Park Cemetery Authority

NOTES TO AND FORMING PART OF THE FINANCIAL STATEMENTS for the year ended 30 June 2016

Note 10 - RECONCILIATION TO CASH FLOW STATEMENT

(a) Reconciliation of Cash	Notes	2016 $	2015 $
Total cash & equivalent assets	5	**9,536,493**	10,512,953
Balances per Cash Flow Statement		**9,536,493**	10,512,953
(b) Reconciliation of Change in Net Assets to Cash from Operating Activities			
Net Surplus (Deficit)		**129,349**	404,957
Non-cash items in Income Statement			
Depreciation, amortisation & impairment	3	**1,639,020**	1,634,885
Future Upkeep Provision		**-**	146,000
Net increase (decrease) in unpaid employee benefits		**(26,125)**	55,343
Net (Gain) Loss on Disposals	4	**40,287**	22,140
		1,782,531	2,263,325
Add (Less): Changes in Net Current Assets			
Net (increase) decrease in receivables		**20,108**	(34,204)
Net (increase) decrease in inventories		**21,203**	(600,472)
Net (increase) decrease in other current assets		**31,777**	5,155
Net increase (decrease) in trade & other payables		**(520,860)**	668,705
Net increase (decrease) in other provisions		**19,196**	(7,127)
Net Cash provided by (or used in) operations		**1,353,955**	2,295,382

(c) Financing Arrangements

Unrestricted access was available at balance date to the following lines of credit:

Bank Overdrafts	**50,000**	50,000
Corporate Credit Cards	**30,000**	30,000

The bank overdraft facilities may be drawn at any time and may be terminated by the bank without notice.

Centennial Park Cemetery Authority

NOTES TO AND FORMING PART OF THE FINANCIAL STATEMENTS for the year ended 30 June 2016

Note 11 - FINANCIAL INSTRUMENTS

Recognised Financial Instruments

Bank, Deposits at Call, Short Term Deposits	**Accounting Policy:** Carried at lower of cost and net realisable value; Interest is recognised when earned. **Terms & conditions:** Deposits are returning fixed interest rates between 2.96% and 3.08% (2015: 2.30% and 3.77%). Short term deposits have an average maturity of *180* days and an average interest rate of 3.01% (2015: 90 days, 2.8%). **Carrying amount:** approximates fair value due to the short term to maturity.
Receivables - Fees & other charges	**Accounting Policy:** Carried at nominal values less any allowance for doubtful debts. An allowance for doubtful debts is recognised (and re-assessed annually) when collection in full is no longer probable. **Terms & conditions:** Unsecured, and do not bear interest. **Carrying amount:** approximates fair value (after deduction of any allowance).
Liabilities - Creditors and Accruals	**Accounting Policy:** Liabilities are recognised for amounts to be paid in the future for goods and services received, whether or not billed to the Authority. **Terms & conditions:** Liabilities are normally settled on 30 day terms. **Carrying amount:** approximates fair value.

Centennial Park Cemetery Authority

NOTES TO AND FORMING PART OF THE FINANCIAL STATEMENTS
for the year ended 30 June 2016

Note 11 (cont) - FINANCIAL INSTRUMENTS

Liquidity Analysis

2016	Floating Interest Rate	Due < 1 year	Due > 1 year ≤ 5 years	Due > 5 years	Total Contractual Cash Flows	Carrying Values
Financial Assets	$	$	$	$	$	$
Fair Value through P&L						
Cash Assets	**811,244**	**8,725,249**				**9,536,493**
Loans & Receivables						-
Receivables						**472,237**
Total	**811,244**	**8,725,249**	-	-	-	**10,008,730**
Weighted Average Interest Rate	***1.00%***	***3.04%***				
Financial Liabilities						
Payables						**719,663**
Total	-	-	-	-	-	**719,663**
EXCESS OF FINANCIAL ASSETS OVER LIABILITIES	**811,244**	**8,725,249**	-	-	-	**9,289,067**

2015	Floating Interest Rate	Due < 1 year	Due > 1 year ≤ 5 years	Due > 5 years	Total Contractual Cash Flows	Carrying Values
Financial Assets	$	$	$	$	$	$
Fair Value through P&L						
Cash Assets	581,332	9,931,621				10,512,952
Loans & Receivables						-
Receivables						492,345
Total	581,332	9,931,621	-	-	-	11,005,297
Weighted Average Interest Rate	*2.17%*	*2.85%*				
Financial Liabilities						
Payables						955,776
Total	-	-	-	-	-	955,776
EXCESS OF FINANCIAL ASSETS OVER LIABILITIES	581,332	9,931,621	-	-	-	10,049,521

Centennial Park Cemetery Authority

NOTES TO AND FORMING PART OF THE FINANCIAL STATEMENTS
for the year ended 30 June 2016

Note 11 (cont) - FINANCIAL INSTRUMENTS

Net Fair Value

All carrying values approximate fair value for all recognised financial instruments. There is no recognised market for the financial assets of the Authority.

Risk Exposures

Credit Risk represents the loss that would be recognised if counterparties fail to perform as contracted. The maximum credit risk on financial assets of the Authority is the carrying amount, net of any allowance for doubtful debts. Except as detailed in Notes 5 & 6 in relation to individual classes of receivables, exposure is concentrated within the Authority's boundaries, and there is no material exposure to any individual debtor.

Market Risk is the risk that fair values of financial assets will fluctuate as a result of changes in market prices. All of the Authority's financial assets are denominated in Australian dollars and are not traded on any market, and hence neither market risk nor currency risk apply.

Liquidity Risk is the risk that the Authority will encounter difficulty in meeting obligations with financial liabilities. In accordance with the model Treasury Policy (LGA Information Paper 15), liabilities have a range of maturity dates based on cash inflows. The Authority also has available a bank overdraft that it can access.

Interest Rate Risk is the risk that future cash flows will fluctuate because of changes in market interest rates. Most of the Authority's financial instruments - both assets and liabilities - are at fixed rates. Any such variations in future cash flows will not be material in effect on either the Authority incomes or expenditures.

Centennial Park Cemetery Authority

NOTES TO AND FORMING PART OF THE FINANCIAL STATEMENTS
for the year ended 30 June 2016

Note 12 - COMMITMENTS FOR EXPENDITURE

	Notes	2016 $	2015 $
Capital Commitments			
Capital expenditure committed for at the reporting date but not recognised in the financial statements as liabilities:			
Land			
Buildings & Other Structures		**138,264**	21,700
Infrastructure			437,374
Plant & Equipment		**14,490**	12,357
		152,754	471,431
These expenditures are payable:			
Not later than one year		**152,754**	471,431
Later than one year and not later than 5 years			-
Later than 5 years		-	-
		152,754	471,431

NOTES TO AND FORMING PART OF THE FINANCIAL STATEMENTS
for the year ended 30 JUNE 2016

Note 13 - FINANCIAL INDICATORS

	2016	2015	2014
The following indicators have been calculated in accordance with the procedures set out in Information Paper 9 - Local Government Financial Indicators prepared for the LGA Financial Sustainability Program. Further information and explanations, including the use of the indicators can be found in that document.			
Operating Surplus Ratio			
Net Surplus / (Deficit)	**129,349**	**404,957**	**309,037**
The 2016 Net Surplus of $129,349 (2015 $404,957) includes the "Future Upkeep Provision" of $0 (2015 - $146,000); excluding that provision in 2015 the Net Surplus was $523,900 and in 2016 the Net Surplus was $129,349 in comparison.			
Net Surplus / (Deficit) / Total Revenue	**1.35%**	**4.19%**	**3.40%**
This ratio expresses the operating surplus as a percentage of total revenue generated by the Authority. The adjusted ratio for 2016 discounting the impact of the adjustment for "Future Upkeep Provision" is 1.35% (2015 5.7%).			
Net Financial Liabilities Ratio			
Net Financial Liabilities / Total Operating Revenue	**59.39%**	**53.89%**	**46.67%**
Total operating revenue excludes profit on disposal of non-current assets.			
Asset Sustainability Ratio			
Net Asset Renewals / Depreciation and amortisation	**47.37%**	**16.11%**	**32.73%**
Net asset renewals expenditure is defined as net capital expenditure on the renewal and replacement of existing assets, and excludes new capital expenditure on the acquisition of additional assets.			
The Board of Management has resolved to use Depreciation in the Asset Sustainability Ratio to provide more meaningful information for users of the financial reports.			

Centennial Park Cemetery Authority

NOTES TO AND FORMING PART OF THE FINANCIAL STATEMENTS for the year ended 30 June 2016

Note 14 - UNIFORM PRESENTATION OF FINANCES

The following is a high level summary of both operating and capital investment activities of the Authority prepared on a uniform and consistent basis. The uniform presentation represents a simplified version of reporting under the Government Finance Statistics (GFS) framework of the Australian Bureau of Statistics.

All Councils in South Australia voluntarily have agreed to summarise annual budgets and long-term financial plans on the same basis.

The arrangements ensure that all Councils provide a common 'core' of financial information, which enables meaningful comparisons of each Council's finances.

The Authority has provided this information for the purpose of consolidation by the two constituent Councils.

	2016 $	2015 $
Operating Revenues	**9,642,568**	9,696,374
less Operating Expenses	**(9,472,931)**	(9,269,277)
Operating Surplus / (Deficit)	**169,636**	427,097
***less* Net Outlays on Existing Assets**		
Capital Expenditure on renewal and replacement of Existing Assets	**844,216**	314,808
less Depreciation, Amortisation and Impairment	**(1,639,020)**	(1,634,885)
less Proceeds from Sale of Replaced Assets	**(67,740)**	(51,406)
	(862,544)	(1,371,483)
***less* Net Outlays on New and Upgraded Assets**		
Capital Expenditure on New and Upgraded Assets *(including investment property & real estate developments)*	**1,553,939**	2,158,300
	1,553,939	2,158,300
Net Lending / (Borrowing) for Financial Year	**(521,759)**	(359,720)

Borrowings are internally funded.

Centennial Park Cemetery Authority

NOTES TO AND FORMING PART OF THE FINANCIAL STATEMENTS
for the year ended 30 June 2016

Note 15 – SUPERANNUATION

The Authority makes employer superannuation contributions in respect of its employees to Local Government Superannuation Scheme. The Scheme has two types of membership, each of which is funded differently. Permanent and contract employees of the South Australian Local Government sector with Salarylink benefits prior to 24 November 2009 have the option to contribute to Marketlink and/or Salarylink. All other employees (including casuals) have all contributions allocated to Marketlink.

Marketlink (Accumulation Fund) Members
Marketlink receives both employer and employee contributions on a progressive basis. Employer contributions are based on a fixed percentage of employee earnings in accordance with superannuation guarantee legislation (9.50% in 2015/16; 9.50% in 2014/15). No further liability accrues to the Authority as the superannuation benefits accruing to employees are represented by their share of the net assets of the Fund.

Salarylink (Defined Benefit Fund) Members
Salarylink is a defined benefit scheme where the benefit payable is based on a formula determined by the member's contribution rate, number of years and level of contribution and final average salary. The Authority makes employer contributions to Salarylink as determined by the Scheme's Trustee based on advice from the Scheme's Actuary. The rate is currently 6.3% (6.3% in 2014/15) of "superannuation" salary. Effective from 24 November 2009 the Defined Benefit Plan was closed to new members.

In addition, the Authority makes a separate contribution of 3% of salary of Salarylink members to their Marketlink account. Employees also make member contributions to the Fund. As such, assets accumulate in the Fund to meet the member's benefits, as defined in the Trust Deed, as they accrue.

The Salarylink Fund is a multi-employer sponsored plan. As the Fund's assets and liabilities are pooled and are not allocated by each employer, the Actuary is unable to allocate benefit liabilities, assets and costs between employers. As provided by AASB 119.32(b), the Authority does not use defined benefit accounting for these contributions.

The most recent actuarial investigation was conducted by the Fund's actuary, A C Miller, FIAA, of Russell Employee Benefits Pty Ltd as at 30 June 2014. The Trustee has determined that the current funding arrangements are adequate for the expected Salarylink liabilities. However, future financial and economic circumstances may require changes to the Authority's contribution rates at some future time.

Contributions to Other Superannuation Schemes
The Authority also makes contributions to other superannuation schemes selected by employees under the "choice of fund" legislation. All such schemes are of the accumulation type, where the superannuation benefits accruing to the employee are represented by their share of the net assets of the scheme, and no further liability attaches to the Authority.

Centennial Park Cemetery Authority

NOTES TO AND FORMING PART OF THE FINANCIAL STATEMENTS
for the year ended 30 June 2016

Note 16 - CONTRIBUTED EQUITY

	2016	2015
Contributed Equity	$	$
City of Unley	9,333	9,333
City of Mitcham	9,333	9,333
Premium - City of Mitcham	30,036	30,036
Total Contributed Equity	48,702	48,702

Centennial Park Cemetery Authority

NOTES TO AND FORMING PART OF THE FINANCIAL STATEMENTS
for the year ended 30 June 2016

Note 17 - CONTINGENCIES & ASSETS & LIABILITIES NOT RECOGNISED IN THE BALANCE SHEET

The following assets and liabilities do not qualify for recognition in the Balance Sheet but knowledge of those items is considered relevant to users of the financial report in making and evaluating decisions about the allocation of scarce resources.

1. **CONTINGENT LIABILITY**
   The Authority has contingent liabilities with respect to the redemption of unused interment rights in the event that the Authority ceases to take any business. The Burial and Cremation Act 2013 mandates the refund of unexercised interment rights at current prices less a provision for administration, maintenance and establishment costs; the calculation is determined in the regulations. The contingent liability as at the 30th June 2016 is $11,440,797. An actual liability will only arise if a claim is made by existing interment right holders in the future. Based on the Board's understanding of the experience of Cemetery operators interstate when similar legislation was introduced, it is considered that the likelihood of future claims arising which could have a significant impact on Centennial Park is remote.

   Total unused interment rights account for approximately 7.24% of 47,280 burial interment rights currently issued.

   Total unused interment rights account for approximately 7.74% of 41,258 memorial interment rights currently issued.

   Once an interment or placement of a monument has occurred an interment right cannot be redeemed.

2. **BANK OVERDRAFT**
   The Authority has a bank overdraft facility of $50,000.

Centennial Park Cemetery Authority

NOTES TO AND FORMING PART OF THE FINANCIAL STATEMENTS
for the year ended 30 June 2016

Note 18 - FUTURE COMMITMENTS

An arrangement is available to the public whereby any service currently offered by the Authority is capable of being prepaid.

Some funds were paid to Funeral Plan Management Pty Ltd with income to the Authority being recorded only when the service has been provided. Funds under management by Funeral Plan Management Pty Ltd at 30 June 2016 total $876,526 (2015 $940,399). From 1st December 2014 pre-paid products were no longer paid to Funeral Plan Management Pty Ltd.

During the 2014 – 2015 financial year the Authority introduced pre-paid products and services which enables members of the public to pre-pay fees for products or services provided by Centennial Park at current prices which can be redeemed upon the death of the beneficiary. As at 30th June the value of the pre-paid certificates was $200,650. Income will be recognised only when the service has been provided.

Centennial Park Cemetery Authority

NOTES TO AND FORMING PART OF THE FINANCIAL STATEMENTS
for the year ended 30 June 2016

Note 19 – SEGMENT REPORTING

The Authority operates in one business and geographical segment being burials, cremations and memorials within South Australia.

Centennial Park Cemetery Authority

NOTES TO AND FORMING PART OF THE FINANCIAL STATEMENTS
for the year ended 30 June 2016

Note 20 – RELATED PARTY TRANSACTIONS

a) The Authority's Constituent Councils are:
The City of Unley, and
The City of Mitcham

During the year Liability Guarantee payments were made to the two Constituent Councils to the total value of $413,211 (2014/2015 Liability Guarantee $393,638).

All other transactions with the Constituent Councils were in the ordinary course on normal commercial terms and conditions and no more favourable than those to other parties unless otherwise stated.

b) The Board Members of the Authority during the year were:

Mr S Hains	Independent Chair appointed July 2013 to June 2015. Reappointed July 2015 for a period of two years until June 2017.
Mr. A Lapidge	Representing Unley Council appointed November 2010 to November 2012. Reappointed November 2012 to the next Local Government elections November 2014. Reappointed January 2015 for a period of two years.
Mr M Ward	Representing Mitcham Council appointed November 2012 to June 2014. Reappointed to the next Local Government elections November 2014. Reappointed November 2014 for a period of two years. Resigned May 2016.
Mr. G Vogt	Independent appointed June 2011 to June 2013. Reappointed July 2013 to June 2016. Reappointed in July 2016 for a period of three years until June 2019.
Ms. L Bishop	Independent appointed July 2011 to June 2014. Reappointed July 2014 to June 2016. Reappointed in July 2016 for a period of two years until June 2018.
Mr. L. Smolucha	Representing Unley Council appointed January 2015 for a period of two years.
Ms. A. Christopoulos	Representing Mitcham Council appointed November 2014 for a period of two years.
Mr. G Spear	Representing Mitcham Council appointed June 2016 to November 2016.

All Board members receive payments for services rendered ranging from $6,620 to $19,870 per annum. A total of $68,506 was paid during the 2015/2016 financial year ($68,506 2014/2015).

No other transactions occurred with Board members.

Tel: +61 8 7324 6000
Fax: +61 8 7324 6111
www.bdo.com.au

Level 7, BDO Centre
420 King William St
Adelaide SA 5000
GPO Box 2018, Adelaide SA 5001
AUSTRALIA

INDEPENDENT AUDITOR'S REPORT
TO THE MEMBERS OF CENTENNIAL PARK CEMETERY AUTHORITY

Report on the Financial Report

We have audited the accompanying financial report of Centennial Park Cemetery Authority, which comprises the statement of financial position as at 30 June 2016, the statement of comprehensive income, statement of changes in equity and statement of cash flows for the year then ended, notes comprising a summary of significant accounting policies and other explanatory information, and the certification of financial statements.

Board of Management's Responsibility for the Financial Report

The Board of Management is responsible for the preparation and fair presentation of the financial report in accordance with Australian Accounting Standards (including the Australian Accounting Interpretations) and the *Local Government Act 1999* and *Local Government (Financial Management) Regulations 2011*. The Board of Management's responsibility also includes internal control as the Board of Management determines is necessary to enable the preparation of the financial report that gives a true and fair view and is free from material misstatement, whether due to fraud or error.

Auditor's Responsibility

Our responsibility is to express an opinion on the financial report based on our audit. We conducted our audit in accordance with Australian Auditing Standards. Those standards require that we comply with relevant ethical requirements relating to audit engagements and plan and perform the audit to obtain reasonable assurance about whether the financial report is free from material misstatement.

An audit involves performing procedures to obtain audit evidence about the amounts and disclosures in the financial report. The procedures selected depend on the auditor's judgement, including the assessment of the risks of material misstatement of the financial report, whether due to fraud or error. In making those risk assessments, the auditor considers internal control relevant to the responsible entities' preparation of the financial report that gives a true and fair view in order to design audit procedures that are appropriate in the circumstances, but not for the purpose of expressing an opinion on the effectiveness of the registered entity's internal control. An audit also includes evaluating the appropriateness of accounting policies used and the reasonableness of accounting estimates made by the Board of Management, as well as evaluating the overall presentation of the financial report.

We believe that the audit evidence we have obtained is sufficient and appropriate to provide a basis for our audit opinion.

Independence

In conducting our audit, we have complied with the independence requirements of the Australian professional accounting bodies.

BDO Audit (SA) Pty Ltd ABN 33 161 379 086 is a member of a national association of independent entities which are all members of BDO (Australia) Ltd ABN 77 050 110 275, an Australian company limited by guarantee. BDO Audit (SA) Pty Ltd and BDO (Australia) Ltd are members of BDO International Ltd, a UK company limited by guarantee, and form part of the international BDO network of independent member firms. Liability limited by a scheme approved under Professional Standards Legislation (other than for the acts or omissions of financial services licensees).

Opinion

In our opinion the financial report of Centennial Park Cemetery Authority presents fairly, in all material respects, Centennial Park Cemetery Authority's financial position as at 30 June 2016 and its performance for the year ended on that date in accordance with Australian Accounting Standards, the *Local Government Act 1999* and *Local Government (Financial Management) Regulations 2011*.

BDO

BDO Audit (SA) Pty Ltd

Andrew Tickle
Director

Adelaide, 25 August 2016

Centennial Park Cemetery Authority

ANNUAL FINANCIAL STATEMENTS
FOR THE YEAR ENDED 30 June 2016

CERTIFICATION OF AUDITOR INDEPENDENCE

To the best of our knowledge and belief, we confirm that, for the purpose of the audit of Centennial Park Cemetery Authority for the year ended 30 June 2016, the Authority's Auditor, BDO Chartered Accountants, has maintained its independence in accordance with the requirements of the *Local Government Act 1999* and the *Local Government (Financial Management) Regulations 2011* made under that Act.

This statement is prepared in accordance with the requirements of Regulation 22(3) *Local Government (Financial Management) Regulations 2011.*

.....
Janet Miller
CHIEF EXECUTIVE OFFICER

.....
Geoff Vogt
PRESIDING MEMBER
AUDIT & RISK MANAGEMENT COMMITTEE

Date: 25th August 2016

Tel: +61 8 7324 6000
Fax: +61 8 7324 6111
www.bdo.com.au

Level 7, BDO Centre
420 King William Street
Adelaide SA 5000
GPO Box 2018, Adelaide SA 5001
AUSTRALIA

CERTIFICATION OF AUDITOR INDEPENDENCE

I confirm that, for the audit of the financial statements of Centennial Park Cemetery Authority for the year ended 30 June 2016, I have maintained my independence in accordance with the requirements of APES 110 - Code of Ethics for Professional Accountants, Section 290, published by the Accounting Professional and Ethical Standards Board, in accordance with the Local Government Act 1999 and the Local Government (Financial Management) Regulations 2011 made under that Act.

This statement is prepared in accordance with the requirements of Regulation 22 (5) Local Government (Financial Management) Regulations 2011.

Andrew Tickle
Director

BDO Audit (SA) Pty Ltd

Adelaide, 25 August 2016

BDO Audit (SA) Pty Ltd ABN 33 161 379 086 is a member of a national association of independent entities which are all members of BDO (Australia) Ltd ABN 77 050 110 275, an Australian company limited by guarantee. BDO Audit (SA) Pty Ltd and BDO (Australia) Ltd are members of BDO International Ltd, a UK company limited by guarantee, and form part of the international BDO network of independent member firms. Liability limited by a scheme approved under Professional Standards Legislation (other than for the acts or omissions of financial services licensees).

DECISION REPORT

REPORT TITLE:	ANNUAL REPORT 2015-16
ITEM NUMBER:	665
DATE OF MEETING:	14 NOVEMBER 2016
AUTHOR:	REBECCA WILSON
JOB TITLE:	GROUP MANAGER - GOVERNANCE

1. EXECUTIVE SUMMARY

The City of Unley produces an annual report each year to comply with legislative requirements and to record and communicate its services, performance and achievements during the financial year to its community and key stakeholders. To satisfy the requirements of the Local Government Act 1999 (the Act), it is necessary for Council to formally adopt the full document as the City of Unley's Annual Report (including Appendices) for 2015-16 (Attachment 1 to Item 664/16) prior to 30 November 2016.

A copy of the full adopted and un-formatted version of the Annual Report 2015-16 must be presented to each Presiding Member of both Houses of the South Australian Parliament by 31 December 2016.

This report seeks adoption of the City of Unley Annual Report 2015-16.

2. RECOMMENDATION

That:

1. The report be received.

2. The City of Unley Annual Report 2015-16 (including Appendices) (Attachment 1 to Item 665/16) be adopted and a final un-formatted copy prepared for submission to both Houses of Parliament prior to 31 December 2016.

3. Council provides delegation to the Chief Executive Officer, to undertake minor amendments to the Annual Report 2015-16, at his discretion.

1. RELEVANT CORE STRATEGIES/POLICIES

- Section 131 of the *Local Government Act 1999* requires Council to adopt an Annual Report by 30 November each year, covering information predominantly set out in Schedules 2 and 4 of the Act.
- Organisational Strategy/Goal
    - 5.3 – Good governance and Legislative Framework
    - 5.6 – Enabling information systems and robust reporting.

2. DISCUSSION

While the Annual Report is a broad and informative publication, it essentially comprises three components:

- Annual achievements and organisational overview
- City of Unley Audited Financial Statements
- Centennial Park Cemetery Authority Annual Report.

The first component of the City of Unley Annual Report 2015-16 (Attachment 1 to Item 665/16) contains legislative requirements that have been collated using the 'Local Government Association Annual Report Guidelines' providing accountability against the City's strategic directions in a format that is easy to read and meaningful to a wide audience, including our community and key government stakeholders.

Attachment 1

This first section is a culmination of information gathered from across the entire organisation and highlights the successes and achievements of Council during the year.

Financial information will be included in the Annual Report once the Auditor's statements have been received. The Financial Statements that will be attached to the Annual Report are included under Item 663/16.

The City of Unley produces a pdf version of the Annual Report which is made available in hard copy (at the Customer Service Centre) and in electronic version on the Council's website.

A copy of the full adopted Annual Report 2015-16 must be presented to each Presiding Member of both Houses of the South Australian Parliament by 31 December 2016.

3. ANALYSIS OF OPTIONS

Option 1 – The City of Unley Annual Report 2015-16 (Attachment 1 to Item 665/16) be adopted and a final copy submitted to both Houses of Parliament prior to 31 December 2016.

The City of Unley Annual Report 2015-16 has been prepared to meet all legislative requirements by providing an overview of Council's performance and achievements for the financial year.

This option ensures that Council is compliant with the Act and ensures that a full version of the report is available and provided to relevant agencies as specified.

There may be some minor amendments required to the Annual Report 2015-16, and Council provides delegation to the CEO to undertake those amendments, at his discretion.

Option 2 – The City of Unley Annual Report 2015-16 (Attachment 1 to Item 665/16) be adopted, with amendments, and a final copy submitted to both Houses of Parliament prior to 31 December 2016.

This option allows Elected Members to make factual amendments to the Annual Report 2015-16 before endorsement.

Should this option be endorsed, an amended version will incorporate the changes identified. Under this option Council will still be compliant with the Act and a full version of the report will be available and provided to relevant agencies as specified.

4. RECOMMENDED OPTION

Option 1 is the recommended option.

5. POLICY IMPLICATIONS

There are no policy implications in relation to this report.

6. REPORT CONSULTATION

There is no requirement to undertake community consultation on the endorsement of the Annual Report 2015-16.

7. ATTACHMENTS

1 – City of Unley Annual Report 2015-16

8. REPORT AUTHORISERS

Name	Title
Rebecca Wilson	Group Manager Governance
Peter Tsokas	Chief Executive Officer

2015-2016

CITY OF UNLEY
ANNUAL REPORT

THE CITY of Unley

Location
4 kilometres south east of Adelaide CBD

Population
38,695

Rateable properties
18,704
(as at 30 June 2016)

Area
14.4 km^2

Staff
182.3

$44.8m
Operating Income

$41.6m
Operating Expenditure

The City of Unley recognises that the Kaurna people are the traditional owners and occupiers of the land that now comprises the City of Unley.

We apologise for the pain, the grief and suffering experienced by Australian Indigenous people as a result of past laws, government policies, actions and attitudes. The City of Unley expresses deep sorrow that these actions and attitudes have occurred and has determined that such occurrences will not be repeated.

The City of Unley commits itself to an ongoing process of reconciliation with Indigenous peoples and recognises the historical and environmental significance of Kaurna sites within the City.

We recognise the significance and richness of the Kaurna culture and language.

Contents

Mayor's Message	2
CEO's Message	4
Strategic Management Framework	6
Key Outcomes	8
The Organisation	**38**
Organisational Structure	38
Our Executive Team	40
Organisational Development	40
Our Values	40
Staff Overview	40
Workplace Health & Safety	41
Volunteers	41
The Council	**42**
City of Unley Ward Overview	42
Elected Members	43
Elected Member Allowances & Benefits	46
Elected Member Training Seminars & Conferences	46
Elector Representation	47
Decision Making Structure	48
Council Meetings	48
Council Committees	48
Development Assessment Panel	51
Meeting Times, Dates, Agendas & Minutes	52
Confidentiality	52
Council reporting	**56**
Freedom of Information	56
Internal Review Applications	56
Application of Competition Principle	57
Community Land Management Plans	57
Competitive Tendering Arrangements	57
Rating Policy	58
Income	58
Subsidiary - Centennial Park Cemetery Authority	58
List of Registers & Codes	59
Appendix	**62**
Financial Statements	
Centennial Park Cemetery Authority Annual Report 2015-16	

Mayor's Message

One of the great joys of working in local government is seeing how council programs go directly to the heart of the community, bringing new benefits and quality of life to many thousands of our residents.

The City of Unley Active Ageing Strategy is one of these programs, launched in March this year. As we all know, we live in an ageing society, but we believe that it is far from a negative thing – in fact it is a celebration. Through this strategy, Unley is determined to be an Age Friendly City, one that knows how to best meet the needs of its residents throughout their lifetimes, whatever their ages and abilities.

This is a lead Strategy for Council and it has a whole-of-community approach. We are especially proud that it won the 2016 Local Government Professionals Award for Leadership Excellence in Age Friendly Communities.

I've also been proud to help celebrate the 50th birthday celebrations this year of the Unley Library Service. The role of libraries has greatly changed over the years as they become even more valuable and relevant as gateways to whole of life learning for the community.

This has coincided with the conclusion of a four-year Unley Libraries Strategy that was created to guide the development and implementation of library services from 2012. It challenged the traditional picture of a library service and provided a framework to position our libraries as centres of knowledge available to all in our community.

It also set out an ambitious agenda for the Library Service to deliver significant change in support of the City of Unley Community Plan 2033. The strategy has succeeded in positioning the libraries as a central community hub and created more opportunity for community participation. Our fantastic library staff continue to make a huge impact on peoples' lives, not least through the creative employment of new technologies.

We've continued to expand our commitment to fostering Unley's culture, diversity and lifestyle, by working with our community to activate our public realm. This has been achieved with a program of vibrant public art activities, a jam packed summer events program, and the launch of a new Community Events Sponsorship program which saw a record number of community events attracted to our City.

Also bringing extra life to our City this year, the All Connections to Unley Art Prize initiative attracted over 70 very impressive entries, with all the pieces inspired by the City of Unley area.

It has been an important year for our community centres, with Fullarton Park Community Centre celebrating its 40th birthday and a new community led management model adopted for the Goodwood Community Centre, as well as the renewal of the partnership agreement with Clarence Park Community Centre Incorporated.

The Fullarton Park Centre is a great community resource if ever there was one, having played an integral role in the City of Unley since 1976 and continuing to offer a wide range of programs and services. The support from the community for this site continues, with almost 130,000 visitors to the Centre in 2015/16.

For 16 years, Council has managed the Goodwood Centre in partnership with Goodwood Community Services (GCS), but transferring day to day management of the Centre to GCS provides an opportunity to respond more effectively to community needs. Approximately 63,500 people visit the Centre each year and around 100 community groups use the facility – again, a wonderful community resource.

No mention of our community centres would be complete without a massive vote of thanks to our wonderful team of volunteers who make so many good things happen in our City. This year we had 480 volunteers who gave almost 40,000 hours of their time to the City of Unley, delivering more than 30 programs. On behalf of the entire Unley community, congratulations and thank you.

I would like to thank my fellow Elected Members for their support and service to our community, as well as the Chief Executive Officer, leadership team and staff, for their commitment, enthusiasm and professionalism throughout the year.

Lachlan Clyne
Mayor
City of Unley - City of Villages

CEO's Message

Finding ways to deliver services more effectively and working towards greater efficiencies in the way we conduct our business is increasingly important in local government.

I'm proud to say that over the past year the City of Unley has worked exceptionally hard to make solid achievements in both these areas, both within the Council itself and in the broader community.

One of our key focus areas this year has been the continued development of Unley's main streets, the arteries that link and bring life and opportunity to our city. A flagship project for Council this year has been the Goodwood Road Project, which includes upgrading the precinct between the tramline and Victoria Street. Progress is now well under way, with undergrounding of power lines due for completion late this year and a reseal of this section of Goodwood Road, followed by replacement of footpaths and the installation of street furniture.

Traffic management is one area in particular that affects most of our community and naturally attracts a great deal of interest. Through Council's Community Plan, a series of Local Area Traffic Management studies has been undertaken throughout the city, initially in the Unley, Wayville and Goodwood areas. Our intention is to implement the highest priority recommendations in the coming financial year to improve safety and enhance mobility throughout Unley.

A similar goal is at the heart of a strategic review of the Unley Integrated Transport Strategy, which began in June this year having been delayed for all the right reasons: grant funding unexpectedly became available to undertake a number of valuable walking and cycling projects. We now hope to complete the transport strategy review by April 2017, allowing plenty of opportunities for Council to hold workshops and community engagement sessions.

Encouraging a healthy and active community is also a major focus of Council activities, driven by the City of Unley Community Plan 2033. As part of this, Council has endorsed a Sport and Recreation Plan 2015-2020 that will enable healthy lifestyle programs and provision of sport and recreation opportunities over the next five years. This resulted in the launch last November of Council's Active Unley program that saw more than 1,000 people take part in free activities provided by more than 20 clubs and businesses.

We're doing our best to be a leader in environmental matters, so Council's Take the Pledge campaign to boost our recycling and composting record is an exciting initiative. It's had a great response from residents taking part and early results show they are diverting three times the amount of organic material from the general waste bin to the green bin compared with a year ago. This is better for the environment and saving Council thousands of dollars that we can then use on improved Council services.

These achievements, and many more, are the result of hard work by Council's administration and Elected Members, with the support of our community, and I thank them all for their commitment and hard work over the past year.



Peter Tsokas
Chief Executive Officer

One of our key focus areas this year has been the continued development of Unley's main streets, the arteries that link and bring life and opportunity to our City.

Strategic Management Framework

The City of Unley is committed to an integrated approach to strategic planning.

Informed by South Australia's Strategic Plan "In a Great State", our *Community Plan 2033* provides the vision, strategies and framework for the future of the City of Unley.

Our Long Term Financial Plan is used to guide our financial decision-making to ensure we remain financially sustainable in the medium to long term while still achieving the objectives detailed in our *Community Plan 2033*.

The Four Year Plan outlines how we will deliver the vision, strategies and framework set out in our *Community Plan 2033*, and informs the Annual Business Plan and Budget process.

The Council's Strategic Management Framework ensures:

- **Accountability to the community**
- **Effective use of existing resources to maximise economic, social, and environmental outcomes**
- **Accurate measuring and reporting processes**
- **A strong knowledge base for decision-making**
- **Clear strategic directions and corporate goals**
- **Effective administrative and governance procedures.**

Our Vision 2033

"Our City is recognised for its vibrant community spirit, quality lifestyle choices, diversity, business strength and innovative leadership."

Our vision is encompassed in the *Community Plan 2033* under five key goals.

Goal 1
Emerging:
Our Path to a Future City

Embrace new activities and technologies that support our business and residential communities

STRATEGIC OBJECTIVES

1.1 A thriving and prosperous business community
1.2 Emerging technology is embraced
1.3 A dynamic mix of uses and activities in selected precincts

Goal 2
Living:
Our Path to a Vibrant City

Foster and celebrate our culture, diversity and lifestyle

STRATEGIC OBJECTIVES

2.1 Highly desirable and diverse lifestyle
2.2 Activated places
2.3 Cultural and artistic diversity
2.4 Healthy and active community
2.5 Collaborative and engaged community

Goal 3
Moving:
Our Path to an Accessible City

Strengthen accessibility and transport options across our city

STRATEGIC OBJECTIVES

3.1 Equitable parking throughout the City
3.2 An integrated, accessible and pedestrian-friendly City
3.3 Alternative travel options

Goal 4
Greening:
Our Path to a Sustainable City

Promote and adopt environmental initiatives that support a sustainable future

STRATEGIC OBJECTIVES

4.1 Renowned for its lifestyle and environmental balance.
4.2 Leaders in waste reduction.
4.3 Functional open green space throughout the City of Unley.

Goal 5
Organisational excellence:
Our path to a robust and sustainable organisation

Foster strong leadership, a dynamic and supportive organisational culture and financial sustainability.

STRATEGIC OBJECTIVES

5.1 A constructive culture for all employees and volunteers
5.2 A customer-centric approach
5.3 Good governance and legislative framework
5.4 An environment of continuous improvement and innovation
5.5 A financially sustainable approach to business and planning activity
5.6 Enabling information systems and robust reporting
5.7 Uphold the reputation of the City of Unley

Key Outcomes

Goal 1

Emerging: Our Path to a Future City

Embrace new activities and technologies that support our business and residential communities

Goodwood Road Upgrade

The City of Unley, in collaboration with the State Government, is undertaking streetscape improvement projects on Goodwood Road between the tram line and Victoria Street.

The undergrounding of the powerlines is a jointly funded project with Council contributing 1/3 of the overall cost.

While SA Power Network has been proceeding with the undergrounding of powerlines, Council has been finalising the streetscape design with input from the local community.

The streetscape upgrade includes pavement replacement for improved accessibility, adding more greenery, and new street furniture, which incorporates more art into the streetscape.

Construction of the streetscape improvements is scheduled to commence once the undergrounding is complete in late 2016.

The project has enjoyed strong support from the community including the local traders who have been highly engaged in the project.

Once all of the works are complete the state government will reseal Goodwood Road.

Unley Central

The Unley Central Precinct is the heart of our City. We want to create a smart city that is highly accessible and inclusive; a city that promotes innovation, health and wellbeing, and provides opportunities for connection, inclusion and participation.

Council prepared a plan for the Unley Central Precinct in 2014. Investigations for the plan looked at the potential for higher and denser building forms to achieve new commercial and residential developments in and around the District Centre.

To help guide new development and achieve the goals of the Precinct Plan, Council needs to change its Development Plan. A consultant team was been engaged to provide recommendations on the desired urban design, built form, land use, traffic, transport and parking to guide the preparation of revised planning policy as part of the draft DPA.

The draft Development Plan Amendment will now go to extensive stakeholder and public consultation, when community input will again be valued. Once community views are incorporated and the Amendment is complete, it will be sent to the State Government for approval.

Key Outcomes

Food Safety & Scores on Doors

The Environmental Health team commenced offering businesses a Food Safety Audit Service. Businesses that require this audit annually include private hospitals, aged care facilities, child care centres, and meal delivery organisations. The new service benefits local businesses and delivers improved safety outcomes.

We also commenced participating in the SA Health Food Safety Rating Schemes, commonly known as 'scores-on-doors'. The scheme aims to improve food safety and consistency by providing consumers with a recognisable indication of the food safety compliance of a food business.

Find Your Everything

Our findyoureverything.com.au business website and social platforms continue to provide an excellent digital marketing solution for local businesses. Traders continue to register their involvement with 422 local businesses now utilising the site and many further promoted across the findyoureverything Instagram and Facebook pages.

Community Event Sponsorship Program

Council's Community Event Sponsorship Program was launched during the 2015/16 events season and provided essential funding for a record number of community events in our City.

Events included the hugely popular ETSY Made Local Market and the French Christmas Market which saw over 10,000 people enjoy a wide array of eclectic market stalls, food and entertainment on Oxford Terrace and at the Soldiers Memorial Gardens.

Ni Hao Unley was the result of a successful partnership between Council and the Confucius Institute transforming Oxford Terrace into a Chinese cultural delight with lion dancing, traditional music, dance, craft and food.

Funding from the program also allowed for two wonderful Adelaide Fringe acts to be toured to local aged care facilities, bringing a slice of the Adelaide Fringe to residents who are unable to get out and experience the wonder of the festival season.

find your everything .com.au

11,679
Find Your Everything facebook followers

422
Local businesses promoted on findyoureverything.com.au

703
Food Safety Inspections

902
Building inspections

847
Development Approvals

Unley Oval Grandstand Upgrade

Over the past eighteen months the City of Unley has been investigating options for the upgrade of the grandstands at Unley Oval, and undertook community consultation on proposed upgrade options between August and November 2015.

During the community consultation period, Sturt Football Club provided a significantly scaled down and potentially less expensive proposal to the grandstand upgrade option released for community consultation. The scaled down option restricts development to two levels instead of three, and includes internal improvements to the Jack Oatey (southern) Stand, including a new mezzanine level with a large open room (which would be available for appropriate wider community use), as well as minor internal improvements to the Harry J. Mackay (northern) stand.

Council has endorsed cost estimates and concept designs for the new option and will continue discussions with potential external partners regarding funding.

Unley Oval 2016 NAB Cup

The City of Unley and Sturt Football Club hosted thousands of people at the Unley Oval for the Adelaide Crows first NAB Challenge match against the West Coast Eagles in February.

Local traders and footy fans enjoyed a bumper afternoon of footy action, with the blockbuster NAB Challenge attracting around 8,000 people, and showcasing our City and the Unley Oval to thousands more watching from home.

Key Outcomes

Public Lighting

Together with Campbelltown City Council, we engaged a consultant to undertake a review of our public street lighting.

The review highlighted that there were significant developments taking place in the public lighting industry. If implemented, advances including LED Luminaire technology, and digital technologies and services, would enable a reduction in energy consumption and carbon emissions, and reduce public light related operating expenditure by 50 to 75 per cent.

Public lighting across the City of Unley is largely owned by SA Power Networks. Much of the infrastructure is old, providing an inconsistent standard of lighting across our City.

The electricity to power the lighting infrastructure is currently obtained through a retail provider via a joint contract with a number of other councils, organised and managed through the Local Government Association.

Council will continue to work with Campbelltown City Council to further investigate opportunities to implement a new lighting solution for our future.

Unley Gourmet Gala & Santos Tour Down Under Stage 2 Start

We saw world-class entertainment and cycling in the City of Unley this year with Council proudly hosting the Unley Gourmet Gala and Santos Tour Down Under Stage 2 Start.

Thousands of people braved the heat and flocked to King William Road for Unley's ultimate street party - the Unley Gourmet Gala on January 19. Foodies, fashionistas and cycling enthusiasts mingled in the twilight, enjoying some of South Australia's finest food and wine, and a jam-packed schedule of entertainment including fashion parades, live music, children's activities and cooking demonstrations.

You could feel the excitement on King William Road the next morning when the world's best professional cyclists lined up for the Santos Tour Down Stage 2 Start. Enthusiasts from all over the state, interstate and overseas jostled with national and international media to experience the race in our City. The Mayor fired the starting pistol that galvanised the cyclists into their challenging ride ahead. Crowds came for coffee, breakfast and the race, all seamlessly delivered by the King William Road traders, Events SA and Council.

Business networking Breakfasts

Our popular business networking events continue to provide information sharing and networking opportunities to the Unley business community.

Six Unley Business Breakfasts held this year in partnership with the Eastside Business Enterprise Centre and Hyde Park Rotary saw an array of exciting speakers addressing relevant business topics. The speakers were:

- Jeff Ellison, CEO and Managing Director of SeaLink Travel Group;
- Michael Browne, retired partner of Price Waterhouse Coopers;
- John Chapman, Small Business Commissioner;
- Wendy Perry, Workforce BluePrint and Wendy Perry and Associates Pty Ltd;
- Scott Boocock, The Aussie Innovator; and
- Karen Raffen, CEO of Brand South Australia.

Four Social Signals events themed around digital marketing received great attendance and feedback from traders this year. These events continue to assist our local business people to make valuable new business connections while learning to use digital tools to affordably and effectively market their businesses and increase foot traffic in the Unley precincts.

COLIN
&
CO.

Key Outcomes

Goal 2

Living: Our Path to a Vibrant City

Foster and celebrate our culture, diversity and lifestyle

Active Ageing Strategy

The City of Unley was recognised for 'Excellence in Age Friendly Communities' at the Local Government Leadership Excellence Awards held in April, not long after we launched an Active Ageing Strategy for our City.

The purpose of the Strategy is to guide our approach in all of our activities to promote Active Ageing by becoming an Age Friendly City and to ensure that we meet the changing needs of our population throughout their lifetimes.

The Strategy includes a comprehensive action plan including programs and initiatives focused on ensuring the City of Unley offers a high quality of life for people of all ages and abilities.

All Connections to Unley Art Prize

The All Connections to Unley Art Prize initiative was created to attract new works of art inspired by the City of Unley area. Over 70 entries across three different categories were received with the finalists exhibited at the Hughes Gallery and the winners announced at a well-attended launch in May. The winners received a total of $7,000 in cash or in-kind prizes.

Linked with Council's Public Arts Strategy to inject more art into the public realm, the winners' artworks have been reproduced and now appear on the frames of over 40 street and reserve bins across the Council region. A limited edition sticker version was also produced and made available to our local community for display on residential waste bins.

Young Minds Market

The Young Minds Market held in April 2016 saw hundreds of people flock to the Unley Village Green Plaza to celebrate National Youth Week. The event was brought to life by a volunteer committee of young people who were involved in the event process from beginning to end.

The free event featured a wide range of interactive workshops run by young people, stalls displaying new work by young people and delicious food and drink. The market showcased young artists, hobbyists and entrepreneurs eager to teach their skills and reveal their latest projects and unique interests. Stalls and workshops ranged from digital art, fashion, creative writing, robotics, bicycle maintenance, political puppets and much more.

Key Outcomes

Order of Australia Association (SA Branch)

The City of Unley was approached by the Order of Australia Association (SA Branch) to host the investiture of Australia Day Honours recipients. This was the first time the ceremony had been conducted in a local government area.

One hundred and twenty five people attended the awards ceremony hosted at the Unley Civic Centre in April. It was such a success that they asked if Council would consider hosting the next event, once the Queen's Birthday Honours were announced.

Happy Australia Day

Council's Australia Day festivities included a special Australia Day Citizenship Ceremony, which saw 56 Unley residents become Australian citizens, and a street party on Oxford Terrace with storytelling by Mem Fox, children's activities, a free sausage sizzle and ice cream.

The City of Unley proudly awarded its 2016 Australia Day Citizen of the year to Peter Nelson. Dedicating his time to eight charities, Peter is a major contributor to the Unley Community and very deserving of the award.

The Goodwood Central Traders and Services Association was awarded Community Event of the Year for their Goodwood Groove event, and the Sturt Bowling Club received an award for Active Ageing Initiative of the Year.

Children's University at Black Forest Primary

In partnership with the University of Adelaide, we assisted Black Forest Primary School to launch the Children's University, for students in grades three to six. The initiative provides educational experiences outside of school hours and recognises students' achievements through the award of formal certificates and graduation ceremonies.

Each student is issued with a 'Passport to Learning' in which the hours of each validated activity are recorded. Once the required number of hours is reached, children will graduate from the Children's University at a graduation ceremony held at the University of Adelaide.

The model leverages local educational and learning activity providers with a strong emphasis on experience as a significant learning tool, acknowledging the value of the range of different learning experiences and environments in which children engage in.

Clarence Park Community Centre Partnership

The City of Unley has partnered with Clarence Park Community Centre Inc since 2002, delivering high quality community programs and activities to more than 66,000 visitors annually. This year the partnership was renewed up until December 2018.

The new agreement sees the continuation of Council working collaboratively with the community to ensure the Centre offers maximum value for local residents.

The Centre is thriving under the new Agreement, with new programs including 'Chooks for Beginners', a revamped 'Out and About' bus tour program for seniors, and even Ukulele Workshops.

4,478
Dogs registered

> 480 volunteers gave almost
40,000 hours of their time

Unley's 4 community centres attracted **290k+ people**

Cultural Indicators Pilot Project

Council strategic goals reflect a desire to build dynamic communities that are culturally vibrant and diverse. The challenge, however, has been evaluating and measuring these types of goals and understanding if council's investment represents value for money.

The Cultural Indicators Pilot Project addressed this challenge with the development of the Cultural Impact Framework, through the support and collaboration of representatives from five councils - the Cities of Unley, Marion, Holdfast Bay, Norwood Payneham & St Peters and The Barossa Council. The framework is both theoretical and practical in nature and is suitable for use by councils both large and small. It will help councils to measure the impact of art and cultural activities and assets – something that has long been considered the Holy Grail for this sector.

The five councils achieved a high commendation at the Local Government Leadership Excellence Awards for their work on this project.

Animal Management Plan 2016-20

This year we developed a new Animal Management Plan that outlines Council's commitment to encouraging a culture of responsible pet ownership.

The Plan explains how we will work with the community to provide a harmonious environment for people and pets through leadership and education in animal management.

Some examples of work in this area include the development of materials such as pet ownership guides and tips for positive reinforcement with barking dogs, and promotion of training and workshops.

Embracing Life Through Music

Embracing Life Through Music is a collaborative pilot program created in partnership with therapist Vineta Lagzdina and adult educator Liz Burge to assist people in our community living with dementia.

The power of music has proven to be an invaluable avenue for communication and engagement with people with dementia and the program has been an innovative step towards improving the lives of some of our residents living in Aged Care Homes.

A number of City of Unley volunteers have received training in music therapy. Immediate outcomes were achieved once the program commenced and are expected to continue as the volunteers become more confident in using their new-found skills.

Key Outcomes

Festival of Mud

The Festival of Mud, a key initiative linked to Council's *Living Active* sport and recreation plan, and *Living Young* action plan for our young people, was created through a partnership between Council, the City of Burnside, the Department of Education and Child Development, and various organisations involved in child development and nature play.

Held during April 2016, the Festival of Mud aimed to encourage children and parents to enjoy the benefits of outdoor play. As part of the Festival, we hosted the 'Mud Central' event at Ridge Park. Over 4,000 people attended the event that encouraged children of all ages and their parents and caregivers to experience mud kitchens, story-telling, cubby building, leaf painting and exhibitions.

Fullarton Park Community Centre's 40th Birthday

This year (2016) the Fullarton Park Community Centre celebrated 40 years of being a local community centre.

For over 40 years, the community has showed its support for the Centre. In 2015/16 the Centre attracted almost 130,000 visitors to participate in a diverse range of programs and activities.

The celebrations kicked off in March with an outdoor cinema event in the park, complete with cake and balloons, and a display showcasing photos of the Centre. The grandchildren of the previous owners of the house, Ethel and Harold Hughes, were in attendance to cut the cake.

A book will be published later in the year containing memories and photos recognising the Centre's rich history.

Goodwood Community Centre Under New Management

A new management model for the Goodwood Community Centre has seen the City of Unley transfer the Centre's operations to Goodwood Community Services Inc (GCS).

Under the new management model GCS will be responsible for all associated staff and volunteers of the Centre and its programs. Council is responsible for all capital maintenance and care of the building and 50 per cent of the utilities.

There are approximately 63,500 visitors to the Centre each year and approximately 100 community groups that use the facility on an annual basis. From the Greek Aged Pensioners of SA to Goody Gym for kids and Sitting Volleyball for people with a disability, GCS will continue to ensure the Centre meets the diverse needs of the Goodwood Community.

Key Outcomes

Living Active Sport & Recreation Plan

Implemented in July 2015, Council's *Living Active Sport and Recreation Plan* provides a vision, guiding principles and four key themes that underpin Council's involvement in the provision of sport and recreation opportunities for our community.

In November 2015 the plan saw the implementation of the Active Unley campaign which aims to encourage the community to have more healthy and active lifestyles. So far the Active Unley campaign has included activities such as:

- a monthly calendar of free activities, involving over 20 clubs and businesses. Over 1,000 people took part in these activities ranging from pilates and yoga, to petanque and road running;
- online, print and television media promotions; and
- a presence at large events, including Ignite Unley outdoor cinema events and the Mud Central event at Ridge Park.

Living Young Plan for Young People

Implemented in July 2015, Council's *Living Young Plan for Young People* represents a new direction in our engagement with young people.

Part of our renewed approach is to broaden our focus to include young people 5 to 25 years of age so that we have a plan in place beginning when children start becoming independent, through to young adulthood. Expanding our definition of young people works to minimise 'gaps' in program delivery, offers opportunities which are relevant for all young people and establishes and strengthens strategic relationships with local primary schools and industry partners.

The key objectives of the Living Young Plan include engaging and enhancing leadership in young people, encouraging positive connections and learning and promoting wellbeing and resilience.

Key Outcomes

Over 90s Event

In April 2016 the City of Unley hosted 'Celebrating You', an event celebrating residents aged 90 years and over living independently and in aged care homes in the Unley Council area.

The 45 residents who attended were entertained by local kindergarten children and students from the Unley High School. A series of photos titled *One Hundred Years in Unley* formed the backdrop for the event.

The Council's Community Services assist 120 residents over the age of 90 years each year and this event was a great opportunity to celebrate active ageing in the City of Unley.

Reboot Digital Literacy Program

The City of Unley Libraries launched its Reboot Digital Literacy program in September 2015. The Reboot program provides extensive training in a variety of software, social media and new technologies, and links the learner to other relevant resources and ongoing learning.

By combining our strengths in traditional learning with robust investment in modern technology, our libraries are playing a significant role in the education eco-system.

Library Readers Advisory Service

Our Reader's Advisory Service was introduced in June 2015 and is a fundamental library service that involves suggesting new reading material to a reader through a variety of avenues and Advisors support library members with online selection of material, and help borrowers manage their online accounts.

In April 2016, the Readers Advisory Service was further enhanced with the commencement of a Children's Readers Advisory Librarian, to help children and their parents find appropriate material from our children's collection.

Reading for the Future – Unley Libraries Strategy

This year saw the conclusion of a four-year strategy for the Unley Libraries that has guided the development and implementation of library services since 2012.

This strategy challenged the traditional picture of a library service and helped to position Unley Libraries as centres of knowledge, and central hubs for our community.

Not only did the strategy provide a blueprint for developing more collaborative working environments, it created more opportunity for community participation and truly enhanced our lifelong learning offering.

Reconciliation Week

Reconciliation Week has become a regular and significant event in Unley's cultural calendar. Since 2010 we have celebrated Reconciliation Week every year with our local schools, Elected Members, staff and wider community.

In May 2016, over 220 people including 150 students shared their understanding of the meaning of reconciliation with Indigenous representatives Nancy Bates and Ellie Lovegrove.

We had the privilege of hearing from Aboriginal and Torres Strait representatives who led us in music, dance, indigenous languages and stories, and gave us a greater understanding about what it means to walk together along the path of reconciliation.

Key Outcomes

Spirit of the ANZAC Centenary Experience

In March 2016, the City of Unley hosted The Spirit of ANZAC Centenary Experience, a touring exhibition from the Australian War Memorial intended to tell the story of Australia's involvement in the First World War and subsequent wars, conflicts and peacekeeping operations.

The exhibition was installed at Wayville Showgrounds with the Unley Museum curating a community component of the exhibition specific to the City of Unley. The exhibition drew record crowds of more than 22,000 visitors over a two week period, and provided an opportunity to share personal accounts of Unley residents with the broader South Australian community.

The Museum worked with local community members who provided anecdotal stories, photographs and objects to make up the exhibition. This created opportunity for our community in terms of cultural growth, collaboration and direct engagement with local history within a broader, national context.

Summer Events Program

The 2015/16 summer events program attracted impressive numbers with nearly 50,000 people participating in Council-run events. This included a record crowd of 10,000 people attending the Double Shot Coffee Fiesta. The event was named "Best Event" in the Adelaide Fringe Weekly Awards and also took home a silver medal at the South Australian Tourism Awards. For the first time, the Australian Specialty Coffee Association Barista Championships were held in conjunction with the event and attracted visitors and competitors from interstate.

The ever-popular Ignite Unley outdoor cinema program entered its third year and was held across various locations in the City. The addition of a film for adults on Valentine's Day proved popular and attracted a crowd of over 1,000 people to Heywood Park. The Australia Day Street Party on Oxford Terrace was a huge hit with local families. And the extensive program of activities for the Every Generation Festival saw many residents trying their hand at new skills.

Unley Libraries RFID Implementation

During May 2016, the City of Unley Libraries implemented RFID (Radio Frequency Identification) technology in the Goodwood and Unley Libraries.

Users can now borrow items without the assistance from staff. By freeing up staff from the process, they are able to provide greater interaction with users in ways that add value to their library visits. Many library users also value the privacy aspect of the self-service system.

The new technology positions the library to take advantage of future innovative process enhancing technologies.

Unley Museum Exhibition - 200 Years of Change

In February 2016, the Museum redeveloped existing gallery space to implement a new semi-permanent exhibition called 200 Years of Change. This exhibition provides a platform to develop new school and children's programs, increasing the Museum's useability within the local education community and securing students and teachers as long-term users of the Museum.

In April 2016, the Unley Museum was awarded a MAGNA (Museums and Galleries National Awards) 2016 award. This is a significant milestone for the Museum and also for Unley Council, as the Unley Museum was considered alongside museums and galleries nationally with the Unley Museum the only South Australian gallery or museum to be recognised with an award in any category this year.

Unley Swimming Centre Season Review

The Unley Swimming Centre welcomed 88,559 patrons during the 2015/16 season, an increase of 1,777 visitors on the previous year. The Swim School program experienced growth, increasing participation levels by over 15 per cent and contributing 9,675 visitations to the annual attendance. A total of 1,649 people improved their health and wellbeing by attending Aqua-aerobics or Yoga sessions.

The Centre participated in two community initiatives. 'Friday for a cause' saw casual entry to the Centre by gold coin donation on Friday afternoons, with all funds received donated to Alzheimer's Australia SA. 744 people took advantage of the promotion helping to raise $1,345. In February, the Centre successfully hosted the annual MS Mighty Swim raising an impressive $75,000 for those living with MS in our community.

Goal 3

Moving: Our Path to an Accessible City

Strengthen accessibility and transport options across our city



Local Area Traffic Management Study & Implementation

Traffic Management in Unley generates a high level of interest in our community and so Council is committed to providing the best possible outcomes in this area.

In 2015/16 the Unley, Wayville and Goodwood areas were prioritised as part of a program to undertake Local Area Traffic Management (LATM) studies across the City. Studies in these areas have enjoyed very high levels of community participation with the initial consultation receiving comments from 546 households, and the subsequent draft LATM plan consultation receiving 480 responses.

The study and consultation is now complete with the highest priority recommendations to be implemented in 2016/17.

Maud Street Kerb Extension – A Mother's Milk Café

Fostering outdoor dining opportunity on our busy mainstreets, a kerb extension project was implemented outside A Mother's Milk Café on Maud Street in Unley.

The project involved the installation of a kerb extension and impact resistant safety bollards to ensure the safety of outdoor diners at the busy local café.

Council staff worked closely with the owner of the café to minimise disruption to business during the construction. It has been great to see so many of their customers enjoying the new alfresco area.

Key Outcomes

King William Road Master Plan Pilot

The King William Road Project presents a long-term vision for the precinct that captures the aspirations of its stakeholders and aligns ideas around growth, retail and dining, heritage, car parking, pedestrian access, safety, place making, greening and sustainability.

The parklet and kerb build out project is a key initiative of the King William Road Master Plan's Curated Street Concept. The Parklet Program saw the temporary installation of structures along the road creating new public spaces within the footprint of one or two car parks. Following the success of the parklets, construction of permanent pavement build outs at Opey Avenue and Bloomsbury Street was undertaken. The transformation of these locations has created new public spaces for greening and pedestrians.

Grove and George Streets, Unley Park, Traffic Management

Following extensive community engagement and data collection in response to community concerns about vehicle speeds and the volume of traffic along Grove and George streets in Unley Park, the Council has undertaken traffic management measures including the installation of road humps.

Since installation in May 2016, a noticeable difference in driver behaviour and lower vehicle speeds has been observed. The area will continue to be monitored.

The Unley Bicycle User Group

The Unley Bicycle User Group, better known as UBUG, was formed in September to provide a contact group for cyclists and people considering cycling in our City.

The group is dedicated to making Unley a place where walking and cycling is an enjoyable, safer, and more effective transport option.

UBUG meets once every quarter to discuss opportunities for changes to infrastructure and policy that will encourage and support safe cycling.

The group is made up of community members including one of our elected members, and very passionate cyclist, Councillor Michael Hewitson.

In its first year, UBUG helped to promote the benefits of cycling, and worked closely with Council to identify a list of priorities for infrastructure improvements while providing valued support towards finalising Councils new Walking and Cycling Plan.

Walking and Cycling Plan

A successful application for grant funding from the Department of Planning Transport and Infrastructure saw a review of Council's Bicycle and Pedestrian Plan (originally drafted in 2006) undertaken and a draft Walking and Cycling Plan 2016 developed.

Following extensive community engagement in April/May 2016, the draft Plan was updated to reflect the feedback received and the priority projects for the upcoming year.

The Walking and Cycling Plan sets out the walking and cycling networks across our City, and includes actions ranging from advocacy and education, to infrastructure upgrades and improvements.

3.7 kms
Road resealed

23
Footpath projects completed

1550
traffic requests completed

Key Outcomes



Goal 4

Greening: Our Path to a Sustainable City

Promote and adopt environmental initiatives that support a sustainable future

Artificial Nesting Box Program

The City of Unley's Artificial Nesting Box Program was recognised for 'Excellence in Environmental Leadership and Sustainability' at the Local Government Leadership Excellence Awards held in April.

Pruning and removal are essential elements of tree management, but sometimes these practices can have a negative impact on wildlife species. So alongside the removal and replacement of ageing trees in our City, we have introduced environmentally supportive protection measures that support the creation and preservation of habitat for our wildlife. An artificial nesting box program has been established that includes over 100 artificial nesting boxes providing habitat for over 12 different species across our City.

We are committed to habitat conservation and urban ecology, and will continue to monitor these boxes and report on their effectiveness.

Ridge Park Trees

Ridge Park is the largest park within the City of Unley and home to some of the largest trees within the Council area. Many of the trees within the park are remnant and pre-date European settlement.

An ecosystem and tree risk assessment of Ridge Park was undertaken followed by a priority risk pruning program to ensure trees within the park were well maintained and safe.

Results from this assessment provide important environmental data that will assist Council for the strategic management of this parcel of open space into the future.

>50%
of our wildlife boxes used for breeding

>100
baby chicks born in our wildlife boxes

22
Conservation grants approved

Key Outcomes

Development of Katherine Street Open Space

Following the closure of Grimes Nursery, Council acquired the property on Katherine Street to increase open space in the Fullarton area.

The Katherine Street play space was developed with joint funding from the Council and State government as part of the Minister for Planning's commitment to provide money for council's to invest in local reserves and playgrounds, and includes a junior playground that integrates play with nature.

Rocks, logs, sensory planting, and a sandpit provide an area where children can interact with nature. The grassy hills invite roly polys, and there is lots of fun equipment such as tunnels, a trampoline, carousel, slide, and swings. The fenced park is well lit with solar lighting and offers plenty of shade, shelter and seating.

Dora Gild Playground Upgrade & Haslop Reserve Redevelopment

As part of our commitment to providing quality parks and reserves, the play areas at Dora Gild Playground in Clarence Park, and Haslop Reserve in Malvern, were upgraded.

For both projects, we worked closely with the community to seek ideas and feedback, which informed the development of concepts and detailed designs.

At Dora Gild Playground, a new playhouse, rubber play animals, rubber surfacing and shade sail were provided. At Haslop Reserve, we worked closely with students and teachers at Unley Primary School to gather ideas for the upgrade and the space was transformed to include new timber play equipment with a slide, climbing totems, sand pit, creek and plantings.

Key Outcomes

Feral Olive Tree Removal - Fullarton Park

Feral olives are an invader of native vegetation and a declared weed. An eradication program at Fullarton Park saw the removal of the olive trees followed by landscaping that included the planting of local native understory shrubs.

A small section along Fisher Street was allocated to 50 students from Glen Osmond Primary School who took ownership of planting 500 seedlings of grasses, shrubs and ground covers. Welcome assistance was also provided by Council staff, Concordia College Year 12 students and local volunteers.

Street Tree Succession Program

A detailed audit of street trees involving a street by street assessment based on a range of pre-determined criteria was conducted in 2014/15. The audit was designed to provide reliable up to date data on the street tree population to assist with the preparation of a Street Tree Succession Program.

During the year, Council commenced the succession program that included the removal and replacement of around 300 poor performing street trees.

The Street Tree Succession Program aims to provide a framework that will facilitate the regeneration of the Urban Forest in the City of Unley and provide sustainability for our City's trees into the future.

Street Tree Water Well Program

As part of Council's water sensitive urban design program, tree water wells with the capacity to hold up to 100 litres of water were installed to assist in providing water to street trees. The wells work by redirecting water from a resident's property or the road, into the verge, rather than into the stormwater system and then out to sea.

The program was undertaken in conjunction with Council's footpath renewal program and resulted in the installation of 94 tree wells.

300
poor performing
street trees replaced

94
tree wells
installed

>5k
tonnes of
green organics collected

Take the pledge

The City of Unley invited its residents to take the 'pledge' and make a difference by recycling and composting more, and reducing the amount of waste going to landfill.

The objective of the pilot project was to engage with the community and identify the barriers to a behaviour change relating to reducing the amount of organics going to landfill.

Pledgers were asked to speak with education officers and be involved in a survey to help identify the benefits and barriers of recycling, and were involved in a bin audit to measure the effectiveness of the program.

571 residents took the pledge. Early audit results have indicated that those involved in the pledge program are diverting three times the amount of organic material from the general waste bin to the green bin compared to the City wide audit undertaken in 2015.

571
residents **took the pledge** (recycling commitment)

>4k
tonnes of **recyclables** collected

3,520
Hard waste collections

Key Outcomes

Goal 5
Organisational excellence

Foster strong leadership, a dynamic and supportive organisational culture and financial sustainability.

Communication and community information

Four seasonal issues of the Unley Life magazine were produced and distributed to residents and businesses within the Council area. This dynamic publication communicates community news and provides information to residents about the Council's plans, programs and activities, and the benefits these have within the community.

We utilised our website and other social media platforms such as Facebook, YouTube, Instagram and Twitter to promote and engage with the community throughout the year.

Our social platforms have all experienced steady growth indicating that they will continue to be an important means of delivering information on events and key services. During the year, the Unley Council Facebook page grew from 1,001 likes to 1,750 likes while the Unley Council twitter page grew from 2,045 followers to 3,030 followers.

We are committed to ensuring our community is informed of Council decisions, programs and special events and services. Media releases promoting Council projects and decisions are distributed regularly to a range of media outlets. We have developed effective relationships with local and state-wide media and endeavour to respond to media inquiries in an open and timely manner.

1,682
Council facebook followers

3,205
Council twitter followers

418,278
website page views

Key Outcomes

The Eastern Region Alliance

The Eastern Region Alliance (ERA) is a group of eastern metropolitan councils who voluntarily work together for the benefit of their local communities and the eastern region community as a whole.

The ERA CEOs and Mayors met regularly throughout the year to discuss ERA initiatives of importance. This year a strategic plan for ERA was produced and submitted to all member councils for endorsement. This will provide the future focus of ERA for the next five years.

Electronic Assessment Project

A review of business processes in our Development Services area identified that new efficiencies and improvements could be found by upgrading the existing partially paper based development assessment and file management system, to a fully digital system.

It is anticipated that the changes will save time, improve communication between Council staff and applicants, and offer a better service for our customers.

Implementation has commenced and some benefits are already being noticed. The project is expected to be complete by June 2017.

Human Resource Management

The Enterprise Bargaining Agreements for City of Unley employees was negotiated with strong staff support in the past 12 months.

A new 'business partnering' operating model has been introduced in the Human Resources team which will ensure capability and capacity exists to meet current and future people related business demands and gain further traction towards our preferred culture.

Focus on ageing workforce initiatives continue, supporting our staff with planning and transitioning to part-time work or retirement.

Our People Leader Forums continue to enable our leadership team to develop and improve their leadership skills as the City of Unley strives for a constructive organisational culture.

The implementation of culture workshops for all staff is having a positive impact in terms of improved understanding of the individual contribution staff can make towards preferred culture.

ICT Infrastructure Upgrade Project

The City of Unley was awarded an industry award for innovation from the Local Government Information Technology South Australia, for the upgrade of our Information Communication Technology (ICT) function. The upgrade project brings our ICT up to industry standards, through a program of upgrading aged networks, systems and processes.

The upgrade delivers a range of benefits including:

- a high performing, stable and effective network and infrastructure;
- increased network bandwidth for greater capacity and access for stakeholders;
- the provision for capacity planning for the future and better assessment for server and application server upgrades in the short, medium and long term;
- quicker ability to implement strategic shift, upcoming product developments or new technologies; and
- improved day-to-day management as the old environment was reliant on manual intervention which also contributed to increased risk.

Service Reviews

Reviewing our services helps us recognise the importance of striving to meet the needs and aspirations of our community when planning for Unley's future.

The process allows us to assess how effective our established service delivery has been in the past and what we need to do to make improvements and create efficiencies.

This year's service reviews included:

- the community bus;
- traffic and transport;
- parking and traffic business processes;
- information communication technology;
- finance function;
- human resources; and
- customer service contact centre.

97.2%
staff retention

19,434
Customer Requests

55,962
calls welcomed by our customer service team

Our Organisation

Organisational Structure (1 July 2015 – 31 January 2016)

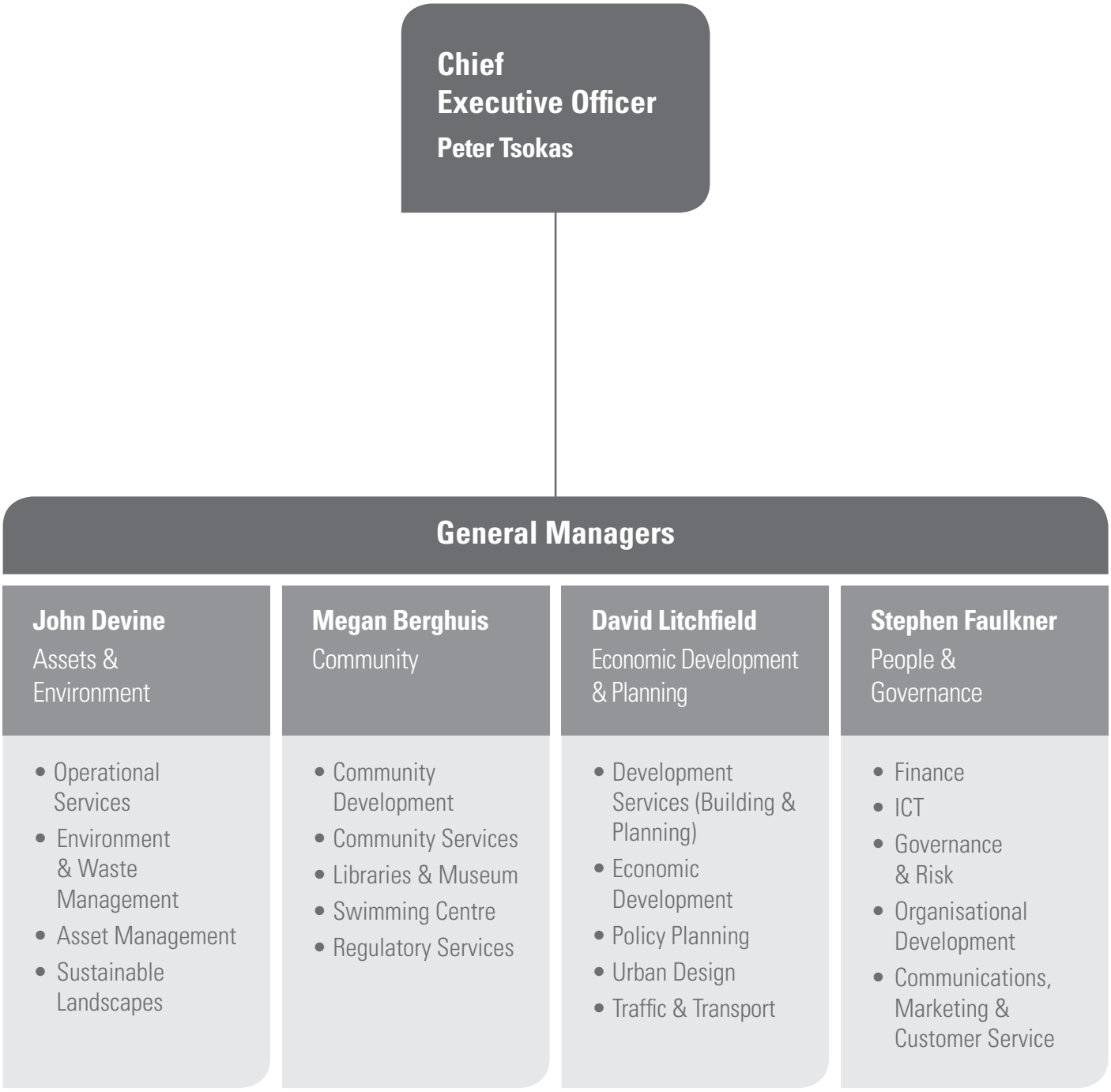

Organisational Structure (1 February 2016 – 30 June 2016)

Chief Executive Officer

Peter Tsokas

General Managers

John Devine

Assets & Environment

- Operational Services
- Environment & Waste Management
- Asset Management
- Sustainable Landscapes

Megan Berghuis

Community

- Community Development
- Community Services
- Libraries & Museum
- Swimming Centre
- Regulatory Services

David Litchfield

Economic Development & Planning

- Development Services (Building & Planning)
- Economic Development
- Policy Planning
- Urban Design
- Traffic & Transport

Group Managers



Andrew Lindsay

Culture & Customer Experience

- Organisational Development
- Customer Service

Nicola Tinning

Business Support & Improvement

- Finance
- ICT
- Service reviews

Rebecca Wilson

Governance

- Governance & Risk
- Communications
- Marketing
- Information management

Our Organisation

Our Executive Team

Our Executive Team is made up of the Chief Executive Officer and four General Managers. The team is responsible for leading and developing the administration, as well as building the organisational capability and culture required to deliver the vision, strategies and framework set out in Council's Community Plan 2033

The members of the executive team are paid a salary package which varies for each individual. These packages include 9.5% compulsory superannuation, and the provision of a motor vehicle for unrestricted private use on a salary sacrifice basis.

Organisational Development

The 2015/2016 year provided the opportunity to refocus our efforts into activities directed at building on the capabilities of our people. Recognising the important link between leadership and culture, we provide our people leaders with ongoing professional development.

Monthly culture awareness workshops have been conducted to provide an opportunity for staff to familiarise themselves with the Unley Values and the cultural survey tools and results. Cultural action plans have been completed by each team to address the opportunities arising out of a 2015 culture survey.

Our Values

We are committed to demonstrating and supporting our organisational values in everything that we do.

- We believe that everyone should be treated with dignity and respect
- We listen to our colleagues and our community and we're interested in what they have to say
- We value honesty, integrity and difference
- We are positive and take responsibility for what we do
- We aim high, challenge ourselves and take risks
- We support each other and together we grow, learn and improve
- We are proud of each other and our community and we celebrate our achievements

Staff Overview

Staff numbers as at 30 June 2016 are shown as Full-Time Equivalent (FTE) while the gender ratio is reflective of headcount. The difference in these figures reflects the number of part time staff employed by the City of Unley, and highlights the flexible working conditions that are offered to our employees.

Division		Male	Female	Total	Staffing Numbers (FTE)
Chief Executive's Office		1	2	3	2.6
Formally Corporate Services	Governance	1	8	9	9
	Business Support & Improvement	6	7	13	11.2
	Culture & Customer Experience	2	11	13	11
Community		27	99	126	59.6
Assets and Infrastructure		53	13	66	63.7
Economic Development and Planning		13	15	28	25.1
Total		**103**	**155**	**258**	**182.3**

*On a head count basis.

Workplace Health & Safety (WHS)

The introduction of a newly created WHS Partner role is introducing a stronger emphasis on engagement and safety culture across the Council, along with improved capabilities around reporting and preventative and corrective actions.

Refocusing on the foundational elements of the Council's WHS system is proving to be valuable as policies and procedures continue to be updated in line with legislative changes and business needs.

From a safety outcome perspective, the City of Unley's consistently low Return to Work claim level has continued this period with claim rates well below the average of other comparable South Australian Councils. This is a result of our continued focus on increasing the profile of WHS across the organisation through partnering, training and internal promotion, active management of organisational risk, and overall WHS diligence that targets zero injuries.

Audit performances for Self-insurance Standards and Injury Management have also been positive for this period with response plan progress tracking ahead of schedule. This is very much reflective of the effort directed at WHS during the period and in recent years, and positions the Council well for optimising financial rebates.

Volunteers

During 2015/16, more than 480 volunteers gave almost 40,000 hours of their time to the City of Unley, delivering more than 30 programs.

Popular programs included:

- Community Visitors Scheme
- Eastern Region SRF Program
- Unley Community Centre – Circuit Café
- Unley Museum
- Digital Literacy Program
- Unley and Goodwood Library Programs
- Community Bus Service
- Community Connect Program
- Justice of the Peace Services
- Social Transport Program
- Reader Advisory Services
- Graffiti Removal Team

City of Unley Ward Overview

The City of Unley is located immediately south of the City of Adelaide, and is bounded by Greenhill Road in the north, Glen Osmond Road in the east, Cross Road in the south and South Road and Anzac Highway in the west. The City is bounded by the local government areas of the City of Adelaide in the north, City of Burnside in the east, City of Mitcham in the south and the Cities of Marion and West Torrens in the west.

With a total land area of 14 square kilometres, our City is predominantly residential, with some commercial and industrial areas and includes the suburbs of Black Forest, Clarence Park, Everard Park, Forestville, Fullarton, Goodwood, Highgate, Hyde Park, Keswick (part), Kings Park, Malvern, Millswood, Myrtle Bank, Parkside, Unley, Unley Park and Wayville.

The six Council wards are Clarence Park, Fullarton, Goodwood, Parkside, Unley, and Unley Park.

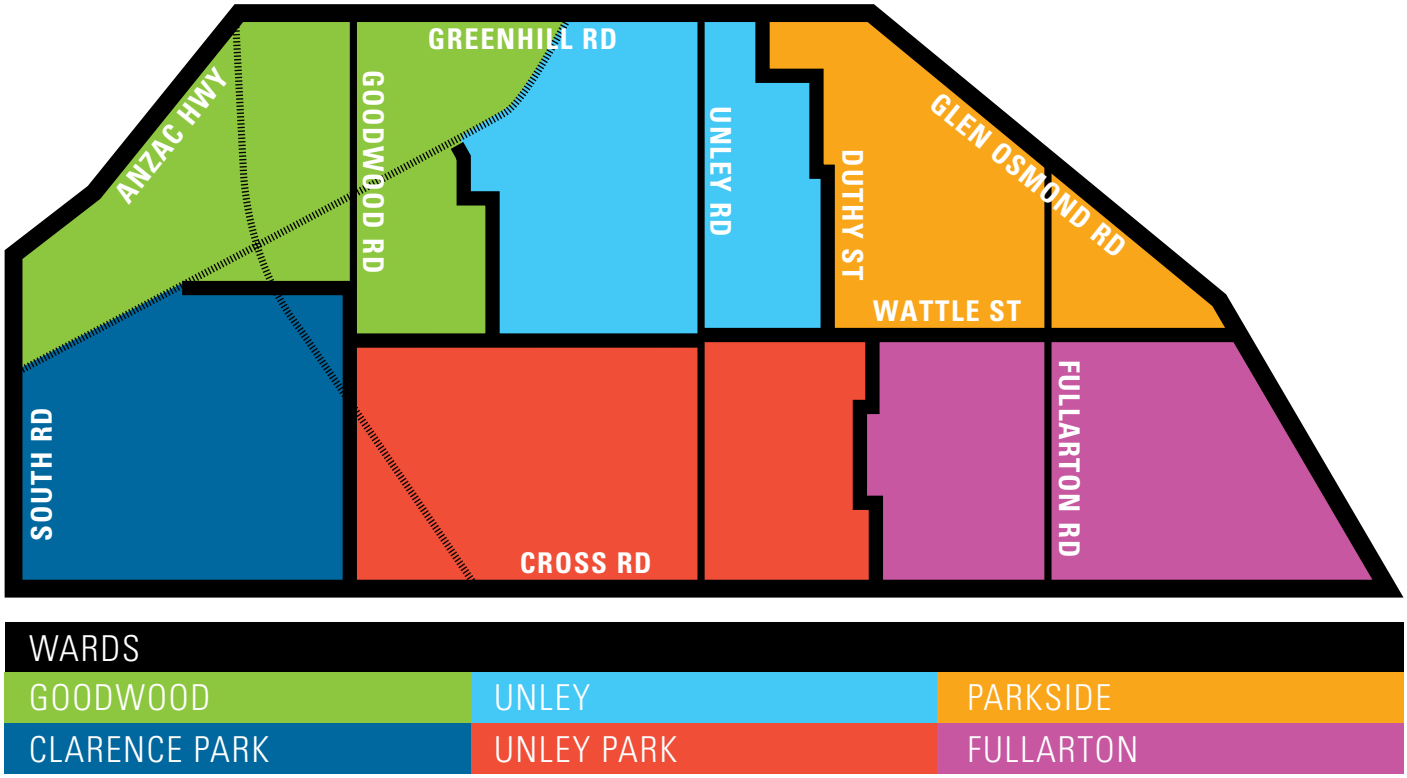

Elector Representation

The representation quota is the number of electors for the Council area divided by the number of Elected Members (including the Mayor). The City of Unley's representation quota is 1:2,114 with 27,483 electors and compares with other similar councils (as obtained by the Electoral Commission of South Australia[1]).

Council	Electors	Representation
City of Burnside (13)	31,827	1:2,448
City of Campbelltown (11)	34,817	1:3,165
City of Holdfast Bay (13)	27,327	1:2,102
City of Norwood, Payneham & St Peters (14)	25,098	1:1,792

Source: 2015/16 Representation Quotas - Local Government Association of SA.

The legislation specifies that if a council is divided into wards, then the number of electors in each ward must fall within a ward quota so that there is fair representation on Council.

The next Elector Representation Review will be undertaken when directed by the Electoral Commissioner. At that time, notices will be placed in a newspaper circulating in the area and on the Council website to invite public submissions.

Elected Members

Councils are part of the democratic framework of Australia and the community gets the chance to elect its Council Members every four years. The most recent Council Elections were held in November 2014.

More information about Council elections is available on the Council website.

Mayor

Mayor Lachlan Clyne

P 0427 132 494
E mayor.clyne@unley.sa.gov.au

July 2015 - June 2016

Community & Culture Committee - Ex officio
Development Strategy & Policy Committee - Ex officio
Unley Business & Economic Development Committee - Ex officio
Infrastructure & Sustainability Committee - Ex officio
CEO Performance Review Panel - Presiding Member

Our Council

Elected Members

Fullarton Ward Councillors

Anthony Lapidge

P 0416 141 817
E alapidge@unley.sa.gov.au

July 2015 - June 2016
Centennial Park Cemetery Authority Board
Development Strategy & Policy Committee
Unley Business & Economic Development Committee

Peter Hughes

P 0439 837 335
E phughes@unley.sa.gov.au

July 2015 - June 2016
CEO Performance Review Panel
Community & Culture Committee - Presiding Member
Infrastructure & Sustainability Committee
December 2015 - June 2016
Strategic Property Acquisition Group

Goodwood Ward Councillors

Luke Smolucha

P 0422 669 253
E lsmolucha@unley.sa.gov.au

July 2015 - June 2016
Centennial Park Cemetery Authority Board
Development Strategy & Policy Committee
Unley Business & Economic Development Committee

Bob Schnell

P 8293 5680
E bschnell@unley.sa.gov.au

July 2015 - June 2016
Deputy Mayor until 27 January 2016
Community & Culture Committee
Infrastructure & Sustainability Committee
Panel member of the Australia Day Awards 2016

Clarence Park Ward Councillors



Don Palmer

P 0414 820 773
E dpalmer@unley.sa.gov.au

July 2015 - June 2016
Development Strategy & Policy Committee – Presiding Member
Unley Business & Economic Development Committee
December 2015 - June 2016
Strategic Property Acquisition Group

Jennie Boisvert

P 0416 818 768
E jboisvert@unley.sa.gov.au

July 2015 - June 2016
CEO Performance Review Panel
Development Assessment Panel
Development Strategy & Policy Committee

Parkside Ward Councillors



Mike Hudson

P 8357 7496
E mhudson@unley.sa.gov.au

July 2015 - June 2016
Community &
Culture Committee

John Koumi

P 0409 692 034
E jkoumi@unley.sa.gov.au

July 2015 - June 2016
CEO Performance Review Panel
Development Strategy
& Policy Committee
Unley Business & Economic
Development Committee -
Presiding Member
December 2015 - June 2016
Strategic Property Acquisition Group

Unley Ward Councillors



Michael Hewitson AM

P 8271 9731
E mhewitson@unley.sa.gov.au

July 2015 - June 2016
Infrastructure & Sustainability
Committee - Presiding Member

Rufus Salaman

P 0409 390 980
E rsalaman@unley.sa.gov.au

July 2015 - June 2016
Development Assessment Panel
Development Strategy & Policy
Committee

Unley Park Ward Councillors

Michael Rabbitt

P 0415 714 567
E mrabbitt@unley.sa.gov.au

July 2015 - June 2016
Deputy Mayor from 28 January 2016
Audit and Governance Committee
CEO Performance Review Panel
Community & Culture Committee

Rob Sangster

P 0408 032 648
E rsangster@unley.sa.gov.au

July 2015 - June 2016
Audit & Governance Committee
Development Assessment Panel
Infrastructure &
Sustainability Committee

Elected Member Allowances & Benefits

Elected Members receive an allowance under the *Local Government Act 1999* for satisfying their formal duties. The allowance is set by the (State) Remuneration Tribunal and adjusted annually by formula prescribed by the Local Government (Members Allowances and Benefits) Regulations 2010.

Elected Member Allowances & Benefits 1 July 2015 - 30 June 2016	
Mayoral Allowance	**$64,324** Plus a fully maintained vehicle for Council related business
Total amount paid to other Elected Members including Presiding Member Allowances and allowances for the members of the DAP Committee	**$210,363**
Elected Member Annual Allowance	**$16,081**
Presiding Member Annual Allowance (includes Elected Member allowance)	**$20,102**

Elected Member Training Seminars & Conferences

In accordance with the City of Unley's Elected Member Training and Development Policy, Council members were provided with the opportunity to undertake training and development activities during 2015/16 as per the table below.

Name	Date	Details
Mayor Clyne	21 July	SA Press Club – Grant Stevens
Cr Koumi	21 – 24 July	ICTC Main Street Conference
Cr Palmer	24 – 25 July	Mayors and Chairpersons Residential Seminar
Mayor Clyne	14 August	Norman Waterhouse LG Conference
Mayor Clyne	26 August	The Annual Australia India Address
Cr Palmer	29 – 30 October	LGA Conference and AGM
Mayor Clyne	10 November	Ageing and Living Well Think Tank and Innovation Collaboration Forum
Cr Rabbitt	6 April	Conflict of Interest Training
Cr Palmer	17 – 18 June	Council Members' Forum
Cr Rabbitt	17 – 18 June	Council Members' Forum

Total Meetings attended by Elected Members 2015-16							
	Council	Audit & Governance	Community & Culture	DAP	Development Strategy & Policy	Infrastructure & Sustainability	UBED
Total Number of Meetings	15	4	4	13	5	6	5
Mayor Clyne	13		1				1
Mike Hudson	13		1				
John Koumi	10				3		3
Anthony Lapidge	15				5		5
Peter Hughes	15		4			6	
Michael Hewitson	13					6	
Rufus Salaman	14			13	5		
Rob Sangster	14	4		12		6	
Michael Rabbitt	15	4	4	1			
Bob Schnell	15		1			4	
Luke Smolucha	14				4		4
Jennie Boisvert	14			12	5		
Don Palmer	15				5		5

Number in coloured square = ex officio attendance

Decision Making Structure

The Local Government system is integral to the democratic system of government in Australia and provides vital infrastructure, social and environmental support for communities.

The City of Unley is responsible for providing strategic direction for the local area, planning and development control, setting policy, providing and maintaining infrastructure and services, and regulating activities whilst complying with and enforcing many diverse pieces of legislation.

The City of Unley operates autonomously within the framework of the *Local Government Act 1999*, and the elected body may delegate authority to the Chief Executive Officer in accordance with legislative requirements, budgets, strategic planning policy and corporate structure.

Unley Council has a number of committees that assist in the decision making process.

Council Meetings

Council Meetings are an important part of the Council's operations. The decisions made by the Elected Members at formal Council Meetings provide the direction and authority for the ongoing operation of the Council.

During the 2015/2016 financial year, Council meetings were held on the fourth Monday of every month at 7pm at the Civic Centre, 181 Unley Road, Unley (entrance from Oxford Terrace), with appropriate adjustments to accommodate public holidays. When required, additional Council meetings were scheduled for the second Monday of each month to assist the decision-making process.

All Council Meetings were open to the public and were conducted in accordance with the *Local Government Act 1999* and the *Local Government (Procedures at Meetings) Regulations 2000*.

Council Committees

Under Section 41 of the *Local Government Act 1999*, the Council has the power to establish committees that will assist Council in the performance of its functions. These committees make recommendations to the Council.

From July 2015 until June 2016 the City of Unley had the following five Section 41 Committees:

- Audit & Governance Committee
- Community & Culture Committee
- Development Strategy & Policy Committee
- Infrastructure & Sustainability Committee
- Unley Business & Economic Development Committee

A brief summary of the functions, membership and meeting arrangements for each committee follows. The complete Terms of Reference for the Committees may be found on the Council's website.

Council Committees

Audit & Governance Committee

The City of Unley Audit and Governance Committee is appointed by Council and is tasked with reviewing the annual financial statements and Business Plan, monitoring financial indicators and targets in the Long Term Financial Plan, obtaining independent professional advice, and liaising with the Council's auditor. The Committee also has oversight of the City's risk management and audit initiatives, and is a source of advice to the Council and Chief Executive Officer.

Members

From July 2015 until June 2016

- Mr John Rawson (Presiding Member)
- Cr Rob Sangster
- Cr Michael Rabbitt
- Mr Ed Parker
- Mr Sean Tu

The Committee meets at least four times per year at appropriate times in the financial reporting cycle, and when the Committee may otherwise deem necessary. The committee met four times during 2015/16.

Sitting fees for independent members are as follows:

- Presiding Member $450 per meeting attended
- Independent Members $300 per meeting attended
- If Independent Members are required to attend a workshop, $150 per workshop

Council Committees

Community & Culture Committee

The Community and Culture Committee assists Council to develop a strong and inclusive community that encourages active citizenship and participation. It aims to enhance and develop a vibrant community that celebrates its cultural heritage, creativity and artistic endeavour. It also considers initiatives for recreation and sport for all age groups.

Members

From July 2015 until June 2016

- Cr Peter Hughes (Presiding Member)
- Mayor Lachlan Clyne (Ex Officio member)
- Cr Michael Hudson
- Cr Michael Rabbitt
- Cr Bob Schnell
- Rev Dr Lynn Arnold
- Mrs Elizabeth Bleby
- Mr John Hill

The Committee meets on a quarterly basis unless otherwise required.

The sitting fees are as follows:

- Presiding Member $20,102 per annum (inclusive of the annual elected members allowance for the presiding member of a prescribed committee)
- Independent Members $300 per meeting attended.

Council Committees
Development Strategy & Policy Committee

The Development Strategy and Policy Committee provides advice to the Council in relation to the extent to which the Council's Development Plan and policies accord with the State Planning Strategy. It also assists the Council in undertaking strategic reviews of the City of Unley Development Plan and monitors progress of orderly and efficient development. The Committee was established pursuant to *Section 101A* of the *Development Act 1993*.

Members

From July 2015 until June 2016

- Cr Don Palmer – Presiding Member
- Mayor Lachlan Clyne – (Ex Officio member)
- Cr Jennie Boisvert
- Cr John Koumi
- Cr Anthony Lapidge
- Cr Rufus Salaman
- Cr Luke Smolucha
- Mr Grant Pember
- Mr Lloyd Roberts
- Mr Doug Wallace
- Mr Stephen Yarwood

The Committee meets on a quarterly basis, unless otherwise required.

The sitting fees are as follows:

- Presiding Member $20102 per annum (inclusive of the annual elected members allowance for a prescribed member of a prescribed committee)
- Independent Members $300 per meeting attended

Council Committees
Infrastructure & Sustainability Committee

The Infrastructure and Sustainability Committee offers advice and recommendations to Council regarding projects, infrastructure and assets strategy, management of Council assets, capital programs and new Council initiatives. The Committee also provides advice on the potential implications of activities being undertaken by State Government and other key stakeholders.

The Committee makes recommendations to Council on environmental strategies and projects as well as traffic management.

Members

From July 2015 until June 2016

- Cr Michael Hewitson (Presiding Member)
- Mayor Lachlan Clyne (Ex Officio member)
- Cr Peter Hughes
- Cr Bob Schnell
- Cr Rob Sangster
- Mr Rod Hook
- Mr Peter Croft
- Mr Gavin Brennan

The sitting fees are as follows:

- Presiding Member $20,102 per annum (inclusive of the annual elected members allowance for a prescribed member of a prescribed committee)
- Independent members $300 per meeting attended
- Mr Croft elected not to receive the sitting fee allowance.

The Committee meets on a quarterly basis unless otherwise required.

Council Committees

Unley Business & Economic Development Committee

The Unley Business and Economic Development (UBED) Committee has been established to provide advice and recommendations to the Council in relation to enhancing and sustaining the economic viability of the commercial and retail precincts and the City of Unley generally.

Members

From July 2015 until June 2016

Council Representatives

- Cr John Koumi (Presiding Member)
- Mayor Lachlan Clyne (Ex Officio member)
- Cr Anthony Lapidge
- Cr Don Palmer
- Cr Luke Smolucha

Independent Representatives

- Ms Jodie Gaffney
- Mr Orren Pruncken
- Ms Alison Snel
- Mr Doug Strain

Trader Representatives

- Mr Leonie Clyne
- Mr Brad Martin (until 29 September 2015)
- Mr James Morris
- Mr Craig Phillips
- Ms Susan Straschko

The Committee met five times during the financial year.

The sitting fees are as follows:

- Presiding Member $20,102 per annum (inclusive of the annual elected members allowance for a prescribed member of a prescribed committee)
- Independent Members $300 per meeting attended

Development Assessment Panel

The Development Assessment Panel considers development applications and makes planning decisions.

It is an autonomous planning authority established in accordance with *Section 56A* of the *Development Act 1993* (the *Act*).

The Act requires the City of Unley to act as the authority in relation to applications for development consent and all matters rising under Part 4 of the *Act* and associated *Development Regulations (2008)*.

The Panel is convened under the Act and operates under the Terms of Reference derived from the legislation.

Members

From July 2015 until June 2016

- Mr Brenton Burman (Presiding Member)
- Cr Jennie Boisvert
- Cr Rufus Salaman
- Cr Rob Sangster
- Mr Roger Freeman
- Mrs Ann Nelson
- Ms Barbara Norman.

Meetings are normally held on the third Tuesday evening of each month.

The sitting fees are as follows:

- Presiding Member $520 per meeting attended
- Independent Member $416 per meeting attended
- Elected Members $400 per meeting attended
- If independent Members are required to attend formal Council training or workshops $150 per workshop.

Meeting Times, Dates, Agendas & Minutes

Agendas and minutes for the Unley Council and Council Committee meetings and information regarding Elected Members Briefings are available on the City of Unley website.

Confidentiality

In accordance with Section 90(1) of the *Local Government Act 1999* all Council and Committee meetings were conducted in a place open to the public.

On every occasion that the provision to exclude the public within Section 90(2) of the *Local Government Act 1999* was utilised, the minutes included the proceedings for making a confidentiality order and the grounds on which the order was made.

The table right shows the confidentiality orders made during the financial year, the grounds for those orders, and what date, if any, the order expired or was lifted.

Council/Committee	Date & Subject	Grounds	Revoked/Expired
Council	July 2015 – CEO Performance Review	Personal Affairs	
Council	August 2015 – Goodwood Community Centre Future Management Model	Commercial Advantage	Revoked
Council	August 2015 – Damage to Flooded Gum	Litigation	
Council	August 2015 - Strategic Land Acquisition	Commercial Advantage	
Council	August 2015 – CEO Contract	Personal Affairs	Revoked on Minutes
Development Strategy & Policy / Council	September 2015 – Draft Inner and Middle Metropolitan Corridor Infill – Minister DPA	Information provided on a confidential basis	
Council	September 2015 – Lease to Vodafone	Commercial Advantage	Revoked
Council	September 2015 – Unley Central	Commercial Advantage	
Council	November 2015 – Goodwood Centre Future Lease Arrangement	Commercial Advantage	
Council	November 2015 – Centennial Park Cemetery Authority Quarterly Progress Report	Commercial Advantage	Revoked on Report and Minutes
Council	November 2015 – Damage to Flooded Gum	Litigation	
Council	December 2015 – Unley Central Property Development Opportunities	Commercial Advantage	
Council	January 2016 – Property Development Opportunities Unley Central	Commercial Advantage	
Council	February 2016 – Revocation Community Land Classification and Proposed Disposal of Land Malvern	Commercial Advantage	Revoked
Council	February 2016 – Revocation of Community Land Status Myrtle Bank	Commercial Advantage	
Council	March 2016 – Revocation of Community Land Status	Commercial Advantage	Revoked on Minutes and Report
Council	April 2016 – Goodwood Community Centre Lease	Commercial Information	Revoked on Minutes, Report Attachments 1 and 2
Council	May 2016 – Unley Central Property Development	Commercial Advantage	
Special Council Council	June 2016 – CEO Remuneration Review	Personal Information	
Council	June 2016 – Centennial Park Cemetery Authority Operating Budget	Commercial Advantage	
Audit & Governance Council	June 2016 – Centennial Park Cemetery Authority Future Upkeep Fund	Commercial Advantage	Revoked on Minutes

Confidentiality

The table below shows confidentiality orders made in previous financial years (since 15 November 2010) that were current in this financial year, the grounds for those orders and on what date, if any, the order expired or was lifted.

Council/Committee	Date & Subject	Grounds	Revoked/Expired
Item 5 Special Council	5 February 2011 City of Unley v Partek and Mollison	Pursuant to Section 90(2) and (3)(h) of the LGA. Legal advice.	Reviewed by CEO 30 November 2015 – Maintain on report and attachment.
Item 9 CEO Recruitment Committee	5 September 2011 Presentation by Stillwell Management Consultants re Applicants	Section 90(2) and (3)(a)	Reviewed by CEO 30 November 2015 – Maintain.
Item 12 CEO Recruitment Committee	15 September 2011 Applicants for the position of Chief Executive Officer	Section 90(2) and (3)(a)	Reviewed by CEO 30 November 2015 – Maintain.
Adjourned item 132 CSP Item 556 Council	27 August 2012 Street Tree Removal 26 Porter Street Parkside – Attachments 6 and 7 only remain confidential	Pursuant to Section 90(2) and (3)(h)(i) of the LGA. Legal advice and litigation	Reviewed by CEO 30 November 2015 – Maintain on Attachments 6 & 7.
Item 615 Council	26 November 2012 CPCA Provision of Services to Other Local Government Councils	Section 90(2) and (3)(d) of the LGA. Commercial advantage	Reviewed by CEO 30 November 2015 – Maintain.
Item 715 Council	March 2013 CPCA Strategic Plan 2012-2033	Section 90(2) and (3)(d) of the LGA. Commercial advantage	Reviewed by CEO 30 November 2015 – Maintain on attachments.
Item 780 Council	May 2013 CPCA Operating Budget	Section 90(2) and (3)(d) of the LGA. Commercial advantage	Reviewed by CEO 30 November 2015 – Maintain on Attachment 2 only.
Item 808 Council	24 June 2013 Council Owned Property 166 – 168 Unley Road Unley	Section 90(2) and 3(d) of the LGA. Commercial advantage	Reviewed by CEO 30 November 2015 – Maintain on report and attachments.
Item 842 Council	22 July 2013 CPCA Operating Budget 2013-2014	Section 90(2) and 3(d) of the LGA. Commercial advantage	Reviewed by CEO 30 November 2015 – Maintain on Attachment 1 only
Item 845 Council	22 July 2013 CPCA Operating Budget 2013-2014	Section 90(2) and 3(d) of the LGA. Commercial advantage	Reviewed by CEO 30 November 2015 – Maintain on Attachment 1 only
Item 880 Council	26 August 2013 Land Encroachment Myrtle Bank	Section 90(2) and (3)(a) of the LGA. Personal affairs	Reviewed by CEO 30 November 2015 – Maintain.
Item 1161 Council	26 May 2014 CPCA Draft Operating Budget 2014-15	Section 90(2) and (3)(d) of the LGA. Commercial Advantage	Reviewed by CEO 30 November 2015 – Maintain on Attachment 2 only

Council/Committee	Date & Subject	Grounds	Revoked/Expired
Item 1164 Council	26 May 2014 Land Encroachment	Section 90(2) and (3)(i) of the LGA. Litigation	Reviewed by CEO 30 November 2015 –Maintain on recommendation 2 only.
Item 1209 Council	28 July 2014 Domestic Health Issue	Section 90(3)(a). Personal Affairs	Reviewed by CEO 30 November 2015 – Maintain.
Item 127 CEO Performance Review Committee	28 July 2014 CEO Remuneration	Section 90(3)(a) Personal affairs	Revoked
Item 1226 Council	11 August 2014 Unley Central Precinct Property Development Options	Section 90(2) and (3)(b)(i) and (ii) Commercial advantage	Reviewed by CEO 30 November 2015 – Maintain.
Item 115 Council	27 April 2015 Determination of Event Contract	Section 90(2) and (3)(b)(i) and (ii) Commercial advantage	Revoked
Item 151 Council	25 May 2015 CEO Employment Contract	Section 90(2) and (3)(a) Personal affairs	Reviewed by CEO 30 November 2015 – Maintain.
Item 173 Council	27 June 2015 Centennial Park Cemetery Authority Proposal	Section 90(2) and (3)(b)(i) and (ii) Commercial advantage	Reviewed by CEO 30 November 2015 – Maintain.

Section 56A(12)(a)(viii) & (ix) of the Development Act 1993	Number
Development Assessment [on the grounds of S.56A(12)(a)(vi) - litigation]	3

The tables below show the number of confidentiality orders issued during the 2015/16 financial year.

Section 91(7) & (9) of the Local Government Act 1999	Number
Council	21
Audit & Governance	1
Unley Business & Economic Development	0
Infrastructure and Sustainability	0
Development Strategy and Policy	1
Community and Culture	0

A cumulative total of 23 confidentiality orders made by Council or its Committees under section 91(7) remained operative from the date the new reporting requirements under Local Government (General) Regulation 22A commenced.

Council Reporting

Council By-laws

Council has by-laws for the regulation of activities on roads, local government land, moveable signs and the keeping of dogs. Under the provisions of the Local Government Act 1999, Council by-laws expire at the end of every seven years and so the review and remaking process was undertaken during 2015.

No changes to previous conditions of use for community land and roads or moveable signs were introduced. The restriction on keeping only one dog in small premises was changed to allow up to two dogs (provided that the premises are suitable). The new by-laws commenced on 1 January 2016.

Freedom of Information

During the 2015/16 financial year the City of Unley received 43 applications for information under the Freedom of Information legislation. The fee charged per application was $33.00.

- 39 Development Applications
  - 1 cancelled
- 4 General Applications
  - 1 withdrawn.

Internal Review Applications

During the 2015/16 financial year there were 2 requests for a section 270 (l) internal review. These are summarised in the table below.

Subject	Outcome
Property development and council practices	Referred by Council to Ombudsman. Ombudsman report: Council has not acted unlawfully, unreasonably or wrongly.
Parking restrictions during sporting event	Event management process improvements identified.

Application of Competition Principles

The City of Unley has determined that the Centennial Park Cemetery Authority is the only activity assessed as a Significant Business Activity under the National Competition Policy.

To separate this activity from ordinary operations, the City of Unley has created a regional subsidiary in partnership with the City of Mitcham.

Community Land Management Plans

Community Land Management Plans identify the purpose and objectives for each parcel of land contained within the City of Unley's Community Land Register.

These plans reflect existing polices and strategies, and operate under Section 196 of the *Local Government Act 1999*, grouping parcels of land that have similar purposes, objectives, management policies, and performance targets.

They are measured by four categories:

- Major parks
- Minor parks and streetscape areas
- Sports clubs and recreational facilities
- Other community land.

Community Land Management Plans and a register of Community Land Management Agreements can be viewed on the City of Unley website.

Competitive Tendering Arrangements

The City of Unley's Procurement Policy guides the practices and procedures for the acquiring of goods and services. It provides clear direction for procurement within the organisation to ensure consistency and control over procurement activities and to encourage best practice.

It also ensures that all procurement activities are conducted in accordance with five key principles, which are:

- open and effective competition
- value for money
- ethical behaviour and fair dealing
- social, economic and environmental sustainability, and
- risk management.

The Policy and Framework guides the competitive tendering processes to ensure the Council obtains value for money when approaching the marketplace.

Procurements over $10k are generally subject to a competitive process which resulted in a total of 146 tenders and quotations being sought in 2015-16.

The Council is committed to maximising the positive impact of its activities to benefit the local economy and its community and will endeavour to, at its discretion and to the full extent permitted by law, support local businesses. Where all other considerations are equal, Council may give preference to local contractors and suppliers by:

- actively promoting to local businesses opportunities to supply to the Council
- structuring the purchasing processes to be accessible to all businesses
- giving preference to local business when all other commercial considerations are equal
- ensuring, where possible, that specifications and purchasing descriptions are not structured so as to potentially exclude local suppliers and contractors.

Rating Policy

Individual property rates are calculated by multiplying the property's capital valuation (as determined by the Valuer General) by a rate in the dollar that will be sufficient to achieve the amount of income required.

The amount of income required to be raised through rates is calculated by deducting the amount Council will receive through grants and subsidies from the amount needed to achieve the goals of the 4 Year Plan.

Amount needed to achieve goals in 4 Year Plan

Amount raised through grants and subsidies and other income

Amount of rates to be raised

When the City of Unley establishes its rates it considers the:

- 4 Year Plan
- Current economic climate
- Budget needs to deliver required service levels and
- Specific issues and impact of rates on the community.

The complete Annual Business Plan and Budget is available on the City of Unley website.

Subsidiary - Centennial Park Cemetery Authority

Centennial Park Cemetery was established on 8 June 1936 and is located on Goodwood Road, Pasadena.

With more than 50 themed gardens and award winning chapels, the Centennial Park Cemetery Authority (CPCA) is South Australia's largest provider of cremation, burial and memorial services.

With $22.1m of net assets the Cemetery is jointly owned by the City of Unley and the City of Mitcham, and is managed by the CPCA.

The CPCA operates as a regional subsidiary under the Local Government Act 1999 and is jointly administered by a Board comprising of three independent members and two councillors from each constituent Council. Councillor Lapidge and Councillor Smolucha represented the City of Unley for the 2015/16 financial year.

In accordance with the Charter, the CPCA allocates a financial contribution to the City of Unley and City of Mitcham in accordance with responsible business management practices each financial year. A payment of $206k was made to each Council during 2015/16.

The CPCA's Annual Report can be found at centennialpark.org.au/our-publications.html

Income

During the 2015-16 financial year the City of Unley received income from:

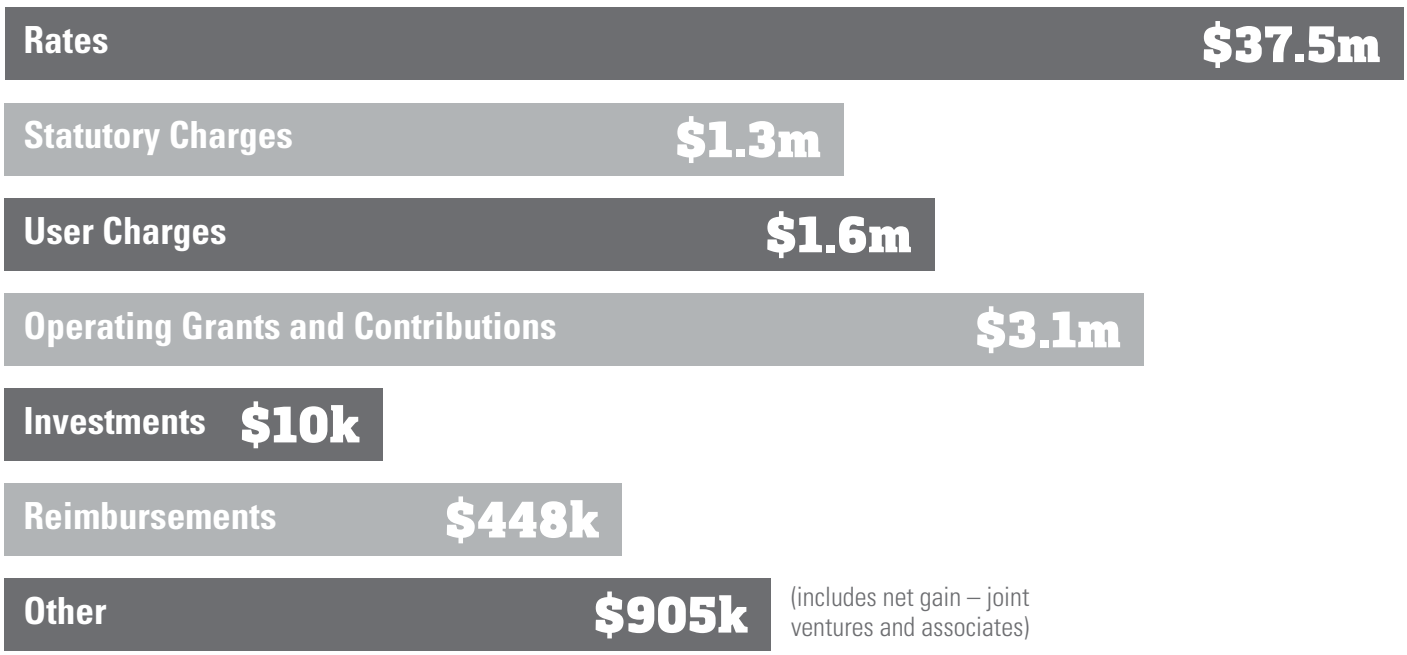

List of Registers & Codes

The following table provides a list of registers, policies, codes and other documents that legislation requires Council to make available for inspection without charge. The documents listed below are available at the Civic Centre and most are on the Council's website. When a hard copy is requested a fee may apply, or the item may be downloaded free of charge from the website.

Document	Section of Local Government Act 1999	Mandatory for public view	Website	Customer service	Hard copy
Annual Business Plan, Budget & Audited Financial Statements	123	✓	✓	✓	✓
Annual Report	131	✓	✓	✓	✓
Codes					
Code of Conduct for Council Employees	110	✓	✓	✓	✓
Code of Conduct for Council Members	63	✓	✓	✓	✓
Code of Practice for Access to Council Meetings and Documents	92	✓	✓	✓	✓
Code of Practice Meeting Procedures	Reg 6	✓	✓	✓	✓
Complaint handling procedure under Council Members Code of Conduct	S63	✓	✓	✓	✓
Council and Committee Agendas and Minutes	84 & 91(4)	✓	✓	✓	✓
Development Act					
Code of Conduct for Development Assessment Panel	S21A	✓	✓	✓	✓
Register of Interests for DAP members	56A(6) & Schedule 2	on request			
Building and Swimming Pool Inspection Policy	71A(1)		✓	✓	✓
Policies					
Caretaker *[Local Government (Elections) Act 1999]*	91A		✓	✓	✓
Procurement (ie. Contracts & Tenders)	49	✓	✓	✓	✓
Elected Member Allowances and Benefits policy	76(2), 76(9) & 77	✓	✓	✓	✓
Elected Member Training and Development	80A	✓	✓	✓	✓
Internal Financial Control (Various)	125				
Internal Review of Council Decisions Procedure	270	✓	✓	✓	✓
Order making	259	✓	✓	✓	✓

Council Reporting

Document	Section of Local Government Act 1999	Mandatory for public view	Website	Customer service	Hard copy
Policies					
Prudential Project Management	48(aa1)		✓	✓	✓
Public Consultation	50	✓	✓	✓	✓
Requests for services, compliments and complaints	270(a1)	✓	✓	✓	✓
Risk and Opportunity Management	134(4)(b)		✓		
Naming of Roads & Council assets	219		✓	✓	✓
Registers					
By-Laws	252	✓	✓	✓	✓
Campaign donations returns *Local Government (Elections) Act 1999*	80 & 87	on request	N/a	N/a	N/a
Community Land	207	✓	✓	✓	✓
Delegations	44	✓	✓		
Dogs (*Dog Cat Management Act 1995*)	26	✓	N/a	✓	✓
Gifts and Benefits - Council Employees	Code of Conduct 2.21	✓	✓	✓	✓
Gifts and Benefits – Elected Members	Code of Conduct 3.10	✓	✓	✓	✓
List of Fees and Charges	188(6)	✓	✓	✓	✓
Land Management Agreements	196	✓	✓	N/a	✓
Members Allowances and Benefits	79	✓	✓	✓	✓
Members' Interests	65+68	on request	N/a	N/a	N/a
Members' Interests – short form	70(a1)	✓	✓	✓	N/a
Independent Members of Section 41 Committees Interests	65 & 66 & 72	on request	N/a	N/a	N/a
Officers' Interests	116	N/a	N/a	N/a	N/a
Officer Salaries	105	✓	N/a	✓	✓
Public Roads	231	✓	✓	✓	✓
Rate Assessment	172 & 174	✓	N/a	✓	✓
Other Legislation					
Freedom of Information Act 1991 – Annual Statement	9		✓		

INFORMATION REPORT

REPORT TITLE:	VARIATION TO FESTIVE SEASON OPERATING HOURS 2016
ITEM NUMBER:	666
DATE OF MEETING:	14 NOVEMBER 2016
AUTHOR:	CAROL GOWLAND
JOB TITLE:	EXECUTIVE ASSISTANT TO CEO & MAYOR

EXECUTIVE SUMMARY

To advise Council of the proposed change to normal operating hours at the Civic Centre, Library. Community Centres, Museum and Depot to enable early closure during the Festive Season.

RECOMMENDATION

That:

1. The report be received.

1. RELEVANT CORE STRATEGIES/POLICIES

Section 45(2) of the Local Government Act 1999 requires Council to nominate its principle office and determine hours of operation.

The Chief Executive Officer has delegation to make minor changes to the hours of operation.

2. DISCUSSION

Each year the Administration has a Christmas lunch for staff and Elected Members to celebrate the festive season.

Early closure of the organisation provides an opportunity to enable all staff to attend the Christmas function and celebrate the festive season with friends and colleagues.

Additionally, our community centres, museum and library also traditionally close during the Festive Season.

Normal hours of business for the Civic Centre are 8.30am to 5.00pm Monday to Friday.

This year it is proposed to vary the operating hours as follows:

- Closure of the Civic Centre, Depot, Community Centres, Museum and Libraries at 12 noon on Friday 16 December 2016, to enable all staff to attend the City of Unley Staff Christmas function,
- Unley and Goodwood Libraries close early at 5.00pm on 28, 29 and 30 December 2016
- Goodwood Library open early at 10am on Wednesday 28 December 2016.
- The Unley Museum will close on 22 December 2016 and re-open on 2 January 2017.

The Community Centre's operating hours during the Festive Season are shown below:

- Clarence Park Community Centre, close noon Friday 23 December 2016, re-opening Monday 30 January 2017.
- Fullarton Park Community Centre, close noon Friday 23 December 2016, re-opening Monday 23 January 2017.
- Unley Community Centre, close noon Friday 23 December 2016, re-opening Monday 9 January 2017.
- Unley Community Centre Meal Service, last service Tuesday 20 December 2016, first service Thursday 12 January 2017.

The community will be advised of the closures through notification at all offices, Council's website and the Unley Life column. All telephone calls will be directed to Council's after hours service.

ITEM 667
UNRESOLVED ITEMS

Meeting Date	Item	Status
Council 12 September 2016	Item 584 Millswood Sporting Complex Detailed Design	The Item remains laid on the table.

DECISION REPORT

REPORT TITLE:	MILLSWOOD SPORTING COMPLEX – DETAILED DESIGN OF BOWLS & CROQUET
ITEM NUMBER:	584
DATE OF MEETING:	22 AUGUST 2016
AUTHOR:	JOHN WILKINSON
JOB TITLE:	SPORT AND RECREATION PLANNER

1. EXECUTIVE SUMMARY

Following the development of the Goodwood Oval and Millswood Sporting Complex Improvement Plan in August 2014, Council endorsed an allocation of $50,000 in the 2015/16 budget for the detailed design of a revised layout of the bowls and croquet areas, as endorsed in the Improvement Plan.

During the development of the detailed designs, the Millswood Bowling Club withdrew its initial support for the endorsed Improvement Plan, advising that due to recent increased growth at the club, the endorsed plan no longer meets their needs. The position of the Millswood Croquet Club has not changed and they continue to support Council's original layout plan.

Following consultation with the two clubs and a review of possible layout options, a revised layout plan has been developed that complies with the standard playing area dimensions for both sports, as well as providing benefits for the community. However, Millswood Bowling Club still has concerns with this revised plan.

This report presents the revised layout plan to Council; however, through further consultation with both clubs, it has become clear that full agreement on this cannot be achieved. Consequently, it is suggested that the project now focus on building upgrades and leave the existing layout as it is.

2. RECOMMENDATION

That:

1. The report be received.

2. No further action be undertaken at this time regarding changes to the layout of the sports playing areas and recreation areas at Millswood Sporting Complex.

3. Commence design work for upgrades to the existing bowls and croquet buildings (including opportunities for shared facilities) and surrounding areas, based on the current layout of playing areas.

4. Discussions commence with user groups on funding contributions towards any upgrades.

5. The community and Clubs be advised of the Council's decision.

---

1. RELEVANT CORE STRATEGIES/POLICIES

Undertaking master planning of Goodwood Oval and Millswood Sporting Complex is a specific action within Council's 4 Year Plan and directly aligns to the strategic outcomes of our Community Plan 2033, primarily to support the objectives of the *Living: Our Path to a Thriving City* theme.

The improvement of Council's sport and recreation infrastructure, including Millswood Sporting Complex, is also identified in a number of key Council strategies and plans, including (but not limited to):

- *Living Well* – The Regional Health Plan for the Cities of Unley and Mitcham
- *Living Active,* Sport and Recreation Plan 2015-2020, City of Unley
- Open Space Strategy, City of Unley
- Disability Action Plan, City of Unley
- Asset Management Plans.

2. DISCUSSION

Background

The goal of this project is to enable Council to strategically plan for future improvements at the Millswood Sporting Complex, as well as to seek external funding as opportunities arise. This project is focussed on the bowling and croquet facilities at the complex, and an overview of these groups is as follows:

Millswood Bowling Club

- Established in 1921
- 112 social bowlers (at capacity on Thursday nights during summer season)
- 48 pennant bowlers (Wednesday and Saturday during summer season)
- Approximately 100 people attend social nights every Friday during summer season
- Current lease for the bowling greens and building until August 2019.

Millswood Croquet Club

- Established in 1922
- 76 playing members
- Croquet activities held six days per week during summer and five days per week during winter
- Current lease for the croquet lawns and building until November 2018.

Planning for future improvements at Goodwood Oval and Millswood Sporting Complex has been guided by an Improvement Plan, endorsed by Council in August

2014, along with a Staged Implementation Plan, endorsed in April 2015. As a result of the Staged Implementation Plan, Council recommended the following:

> *"3. Detailed designs to support the future facility upgrade requirements for Millswood Bowling Club and Millswood Croquet Club proceed."*

An amount of $50,000 was allocated in the 2015/16 budget for undertaking a detailed design, which was based on the layout plan recommended in the Improvement Plan (Attachment 1 to Item 584/16). The original layout plan is included on page 69 of the Goodwood Oval and Millswood Sporting Complex Improvement Plan.

Attachment 1

The existing layout of the croquet and bowls facilities is shown as an aerial image in Attachment 2 to Item 584/16.

Attachment 2

The original layout plan involved the inclusion of a new fourth full-size croquet lawn, responding to the growth in this sport and increasing membership of the Millswood Croquet Club, as well as the installation of a new synthetic lawn bowling green, with a reduction from 14 rinks (currently) to 10 rinks.

The original layout plan was developed in consultation with the sporting clubs located at Millswood Sporting Complex and the local community during early 2014, with both the bowling and croquet clubs providing letters of support for the proposed layout plan. The rationale for the original concept is outlined in further detail in the Improvement Plan on pages 43 to 71.

Subsequently, as the detailed design project progressed, it has become apparent that the Millswood Bowling Club no longer supports the recommendation for a reduction to their existing greens. This is primarily due to a growth in participation and patronage at the club over the past two years.

During these discussions, the Administration reiterated the position of Council and the level of research and consultation that occurred to develop the informed, evidence-based recommendation. However, the club feels that they were consulted when they were experiencing a difficult financial period (March 2014), and have since improved their financial position through increasing patronage in their social bowls and meals programs.

While they were previously supportive of the original layout plan, the bowling club now advise that they require two square greens to be able to sustain their recent growth. They also no longer support a synthetic green, but rather request two natural turf greens.

The position of Millswood Croquet Club has not changed as they are seeking a new fourth full-size lawn as identified in the original layout plan. This position is also supported by the Improvement Plan (2014) and Croquet SA, as the club is growing, and the nearest croquet club's catering for competition play are at Holdfast Bay, Marion and in the CBD (on Hutt Road).

Revised Layout Plan

In order to strengthen future funding opportunities, it is important that the proposal developed is supported by all users and demonstrates maximum community benefit. Therefore, given the bowling club's changed situation, further investigation has been conducted to determine if a compromise could be achieved that would enable the retention of two bowling greens and provision of a new fourth full-size croquet lawn, as well as improvements for public access and recreation.

Following consultation with both clubs and a review of options with the aim of achieving a compromise, a revised layout plan has been developed (Attachment 3 to Item 584/16).

Attachment 3

Bowling Greens

The revised layout plan shows the relocation of the bowling greens to the east, with one green located directly north of the existing building ('A Green') and one to the east of the building ('B Green'). The plan also identifies a fourth full-size croquet lawn located next to the existing lawns, as well as changes to public open space and vehicle and pedestrian access.

Under the revised layout plan, the size of the 'A Green' is not significantly reduced (a small reduction of 150mm to the north-south length and a reduction of 400mm to the east-west length).

The size of the 'B Green' has been reduced by 1.65 metres along the north-south length. There is no change to the east-west length, however this is based on the 'chamfering' of the north-east and south-east corners of this green, which is similar to the existing design of this green. It should be noted that the dimensions shown in the revised layout plan are the maximum permissible within the site if vehicle and pedestrian access to the Belair train line and Millswood Lawn Tennis Club are to be retained, and also to meet disability access guidelines for the bowling and croquet clubs.

Through consultation with the bowling club, both greens have been designed to be square (rather than rectangular), to enable play in both directions (north-south and east-west) with a 200mm width 'ditch' around the perimeter of both greens. At the request of the bowling club, it is proposed that the greens have a natural turf playing surface, rather than synthetic turf.

It is intended that the design of the buildings, recreation areas and vehicle and pedestrian access will be undertaken once a layout plan has been finalised. This will include considerations such as the interaction between buildings and playing areas, disability access, internal building layouts and interactions between vehicles, pedestrians and bowls participants. Consideration will also be given to landscaping to ensure the design addresses principles relating to Crime Prevention through Environmental Design.

Considerations of Revised Layout Plan

The inclusion of a fourth croquet lawn will result in the unavoidable loss of a large Norfolk Island pine tree, as well as approximately five other Jacaranda trees. As part of the upgrades, new vegetation and trees would be planted, in keeping with the site and local streetscape.

The revised layout plan also proposes the relocation of the 'B Green', as well as the shared road and car parking into 1/18A Millswood Crescent, known as 'Millswood Park'. While improved access and public recreation facilities are provided in other areas, this will result in a slight reduction of overall public recreation space at Millswood Sporting Complex. Whilst a detailed study on the use of Millswood Park has not been undertaken, anecdotal evidence suggests it is highly valued by the local community.

The existing shared vehicle and pedestrian access has also been relocated to the south-eastern boundary of the complex, and up to 21 off-street car parks (an increase of 13 car parks) have been provided for. The existing road and pathway also enables public access across the Belair train line and the Administration will liaise with relevant authorities on the further detailed design of these areas.

The Administration is also aware that the resident at 18 Millswood Crescent is concerned with the proposed impact on Millswood Park. It is recommended that consultation with this resident, as well as the broader community, be undertaken as part of any further detailed design.

Club Feedback

Millswood Bowling Club

While the reduction in size of the greens complies with the *Bowls Australia Construction Guidelines (2011)*, feedback from Bowls SA acknowledges that the site is limited in its development potential and that efforts have been made to accommodate user groups. Bowls SA also observes that ideally, the facilities at Millswood Sporting Complex would be co-located together, however the Improvement Plan (2014) indicated that this would be a difficult proposition.

A key observation of both Bowls SA and the Millswood Bowling Club is the impact the revised layout plan would have on current and future participation, as well as the club's ability to attract and host tournaments (at the State, national or international level). A written submission from Millswood Bowling Club is included as Attachment 4 (to Item 584/16).

Attachment 4

The *Bowls SA State-wide Facilities Audit & Master Plan (2014)* identifies a number of facilities as 'metro regional facilities', where investment should be focused to hold regional tournaments. One such facility is the Clarence Gardens Bowling Club, which is located approximately 2km from Millswood Bowling Club. Millswood Bowling Club is identified as a 'district facility' and it could be viewed as unlikely to be a priority venue for future higher level tournaments.

The relocation of ‘B Green’ is also a matter of concern for the Bowling Club, who have indicated that it would impact the social interaction of participants. While this is a matter for consideration, a review of other facilities in metropolitan Adelaide indicates that this layout is not uncommon.

Millswood Croquet Club

As previously stated, the position of Millswood Croquet Club has not changed and they have also provided feedback on the revised layout plan (Attachment 5 to Item 584/16).

Attachment 5

Feedback from other Clubs and Adjacent Residents

To inform further decisions on the next steps of this project, feedback on the revised layout was requested from other clubs at Millswood Sporting Complex and residents living directly adjacent to the site. A summary of this consultation is provided in Attachment 6 (to Item 584/16).

Attachment 6

At the time this report was written, responses from the other clubs at Millswood Sporting Complex have not been received. Should this project continue, engagement with these clubs and the wider community will continue.

Project Cost

The total estimated cost provided by a Quantity Surveyor (QS) for the original layout plan developed in 2014 was $3.177m, which does not include improvements to the Millswood Lawn Tennis Club or the South Australian Society for Model and Experimental Engineers facilities.

Whilst project staging opportunities are limited, building and lighting improvements could be undertaken at a later stage, which would further reduce the cost of changes to the playing areas, car parking and pedestrian areas.

A summary of the cost estimates provided by the Quantity Surveyor in 2014 for the original layout plan is as follows:

- Synthetic (10 rink) bowling green - $540,000
- New (fourth) croquet lawn - $60,000
- Bowls building upgrade - $771,000
- Croquet building upgrade (likely to be a new building) - $126,000
- Community plaza - $390,000
- Car parking - $144,000

The Croquet Club has indicated they would be in a position to contribute financially, however formal discussions and agreement on funding contributions have not yet occurred with either club. It is suggested that these discussions now commence.

It should be noted that the proposed upgrade to the building currently leased by the bowling club is one of the more expensive items. The upgrade does however, create opportunities for shared-use (by the croquet club and other groups).

If a shared-use approach cannot be achieved and the main building continues to primarily be used and managed by the lawn bowls club, it is suggested that limited upgrades occur to the building for the short to medium term, such as improvements to kitchen, heating and cooling, and toilet facilities. This will need to be a key consideration if detailed design is to progress on this building.

Construction of turf greens may be more expensive than a new synthetic green, as industry advice has recommended new bowling greens be constructed 'from scratch', to ensure correct levels are obtained and the quality of turf is consistent. Further information from a cost consultant will need to be obtained once further detailed design is undertaken.

Summary

The revised layout meets the requirements for standard playing area dimensions for bowls and croquet. Consequently, an option that meets a range of users needs may attract external funding.

However, after considering the feedback on the revised layout plan from both clubs, it is clear that full agreement on all aspects of the plan has not been achievable, primarily due to the bowling club's desire to grow their social patronage and not impact their capacity to host tournaments in the future. Whilst the club is unlikely to host higher level tournaments, consideration should be given to the overall project cost and benefits for all stakeholders. Nevertheless, it is clear at this stage that a layout cannot be achieved that will satisfy both club's wishes.

Council may therefore choose to retain the current layout of the bowls and croquet playing areas, and focus on other improvements at the complex to benefit the user groups and the wider community, including the buildings, car parking and surrounding areas. There may be an opportunity to revisit the layout of playing fields as part of future lease negotiations. The current budget for the design project can be used to complete this design work, and there are opportunities to investigate shared facilities (such as toilets) in any future building upgrades.

3. ANALYSIS OF OPTIONS

Option 1 – No further action be undertaken at this time regarding changes to the layout of the sports playing areas and recreation areas at Millswood Sporting Complex. Commence design work for upgrades to the existing bowls and croquet buildings and surrounding areas, based on the current layout of playing areas. Discussions commence with user groups on funding contributions towards any upgrades. The community and the clubs be advised of the Council's decision.

This option will result in no further work being undertaken to reconfigure the bowls and croquet playing areas, and will not enable the inclusion of a fourth new croquet

lawn at this time. It should be noted that the revised layout design could be revisited at a future time as opportunities arise.

The project will now focus on design work to improve the existing bowls and croquet buildings, which will include opportunities to increase community usage and improve surrounding areas, access around the buildings as well as car parking. The current budget allocation for the overall detailed design project will be used to focus on the design work. Following the completion of this design work, it would then be brought back to Council for consideration, before further community consultation and detailed design is undertaken.

One of the goals of undertaking this work was to have 'shovel ready' plans if a grant funding opportunity arose. As full agreement from the user groups and residents has not been achieved on the playing area layout, a focus on building upgrades and surrounding areas is a suitable compromise that will benefit both users and position Council to apply for external funding.

A disadvantage is that this option will not enable construction of a fourth croquet lawn at Millswood Sporting Complex.

Option 2 – The original layout plan endorsed in 2014 (recommendation 2 of Item 1217/14) be revoked and the revised layout for the bowling greens and croquet lawns (Attachment 1 to Item 584/26) be endorsed. Discussions commence with user groups on funding contributions towards any upgrades. The community and the clubs be advised of the Council's decision.

Advantages of this option:

This option complies with the playing area guidelines for both bowls and croquet and creates the opportunity for a holistic upgrade of the Millswood Sporting Complex, including:

- Two new bowling greens
- A fourth full-size croquet lawn
- Improvements to the existing bowling club building layout, including improvements to bar, kitchen, dining, storage and toilet areas
- Improved access through the site for both vehicles and pedestrians, as well as improved access for people with a disability
- Increased off-street car parking
- Improvements to public recreation areas (although the details are yet to be determined)

Detailed design will provide further information regarding costs, and will enable applications for external funding. While the Bowling club do not fully support this option, this option provides two greens that comply with standard playing area dimensions, albeit with one green being a slightly reduced area.

The concerns from the Bowling Club regarding their capacity to host future tournaments are noted, but need to be balanced with the fact that other facilities in the area may be better placed to do this.

Disadvantages of this option:

Millswood Bowling Club has expressed that they do not fully support this option. Given the opposition to this plan from the bowling club, Council's ability to attract external funding would be significantly reduced.

While it is minimal, the length of both greens is reduced, with the greatest reduction being 1.65 metres along the north-south length of the 'B Green'. The greens are also not adjacent to one another, which may impact social interaction between participants.

The revised layout plan also has an impact on the vacant land known as Millswood Park, resulting in significant changes to the current configuration of this park. It also results in the loss of five trees.

Option 3 – Do not endorse the revised layout option and continue with the original layout plan identified in the 2014 Improvement Plan.

The original layout plan was developed through community engagement and received support from all user groups, with the exception of the bowling club. This option does not meet the needs of the Bowling club, nor allow for their anticipated growth. Given the opposition to this plan from the bowling club, Council's ability to attract external funding would be significantly reduced.

Option 4 – No further action on this project be undertaken.

As noted in previous reports, this project is envisaged to be progressed at a future time when funding becomes available. It is noted that there may well be a degree of scepticism that funding will ever become available given the current condition of the Federal and State budgets. However, not undertaking any further action is likely to diminish the case for external funding if it becomes available.

4. RECOMMENDED OPTION

Option 1 is the recommended option.

5. POLICY IMPLICATIONS

5.1 Financial/budget

Undertaking master planning for the Goodwood Oval and Millswood Sporting Complex Improvement Plan is a specific action within Council's 4 Year Plan. In its Long Term Financial Plan, Council has notionally allocated $500K in 2019/20 and $500K in 2020/21 for implementation of the Goodwood Oval and Millswood Sporting Complex Improvement Plan.

To date, approximately $20,000 has been spent on detailed design in 2015/16, with $45,000 spent on developing the Improvement Plan in 2013/14. While the development of the revised layout option has added an additional $5,000 to the budget, the consultant has advised they are confident that the remainder of the detailed design project can be completed within the current budget (depending on Council's preferred direction and the scope of the project). Further community engagement in relation to building upgrades can be undertaken within existing budgets.

It is important to note that some actions may be implemented using planned capital replacement funding, such as playground replacement, and other projects may be completed with combined Club and grant funding, such as internal building improvements. Implementation of the Improvement Plans for both complexes will need to be considered against other Council priorities and as external funding opportunities become available.

As outlined in previous reports to Council regarding sport facility upgrades, there are several precedents and various financial models that have been used for major upgrades at other Council owned facilities (e.g. Unley Oval). These models can vary, but typically clubs contribute up to a third of the total cost.

It is therefore suggested that discussions commence with user groups and other external funding bodies regarding the potential improvements at Millswood Sporting Complex.

Additionally, since the Improvement Plan was endorsed in August 2014, it should be noted that Millswood Croquet Club has invested in various improvements, including new fencing along the western boundary, enabling the provision of a third full-size lawn.

5.2 Legislative/Risk Management

Any legislation and risk implications will be considered as part of the development application and construction process. Should Council invest in any building improvements at Millswood Sporting Complex, consideration should be given to planning controls relating to the site.

The site is located within the Residential Historic Conservation Zone where the primary purpose is the retention and conservation of existing contributory dwellings. This zone also recognises the existence of community facilities and there is potential for a reasonable expansion of existing community facilities. Planning considerations will be worked through during further detailed design.

Under the *Local Government Act 1999,* Council may revoke a previous endorsed recommendation (the original layout plan for Millswood Sporting Complex) and endorse an alternative recommendation.

5.3 Stakeholder Engagement

Extensive stakeholder and community engagement was undertaken as part of the development of the Improvement Plan (in 2014) and both clubs have been consulted as part of the development of the revised layout plan.

Consultation with directly affected stakeholders, including other clubs at Millswood Sporting Complex and residents living adjacent to the site, was undertaken during August 2016. It is proposed that community engagement be undertaken as part of any further detailed design; however, consideration must be given to any future changes the project may experience.

6. REPORT CONSULTATION

This report has been developed in consultation with the General Manager Community and General Manager Economic Development and Planning, Group Manager Governance, Manager Finance and traffic staff.

7. ATTACHMENTS

1. Layout plan as shown in the Goodwood Oval and Millswood Sporting Complex Improvement Plan (August 2014).
2. Existing layout of croquet and bowls facilities.
3. Revised layout plan (September 2016).
4. Feedback from Millswood Bowling Club.
5. Feedback from Millswood Croquet Club.

8. REPORT AUTHORISERS

Name	Title
Megan Berghuis	General Manager Community
David Litchfield	General Manager Economic Development & Planning
Peter Tsokas	Chief Executive Officer